

# INTELLIGENT INVESTING

## DAILY NEWSLETTER

STOCK MARKETS, CRYPTOS, GOLD, MINERS & OIL  
ETF, CRYPTO & MAGNIFICENT 7+ TRADE ALERTS



**BY DR. ARNOU TER SCHURE & ASSOCIATES, 05/26/2026**

THIS IS A WORKING DOCUMENT. ONCE THE LINK HAS BEEN EMAILED OUT, YOU CAN CHECK BACK AT ANY TIME USING THAT LINK TO SEE IF IT HAS BEEN UPDATED BY CHECKING THE TIMESTAMP: **VERSION 1,**  
**LAST UPDATED ON 05/26 AT 3:05 PM PST. FINAL VERSION.**

# TABLE OF CONTENTS

<b>STOCKMARKETS</b>	<b>III</b>
DOW	III
SML	IV
SOX	V
SP500	VI
NDX	VII
<b>CRYPTO CURRENCIES &amp; MINERS</b>	<b>VIII</b>
BTC	VIII
ETH	IX
RIOT	X
<b>GOLD, MINERS &amp; OIL</b>	<b>XI</b>
GDX	XI
GOLD	XII
BRENT	XIII
<b>ETF TRADE ALERTS</b>	<b>XIV</b>
<b>MAGNIFICENT 7+ TRADE ALERTS</b>	<b>XV</b>
<b>CRYPTO TRADE ALERTS</b>	<b>XVI</b>
<b>BACKTESTED TRADING SYSTEM PERFORMANCES</b>	<b>XVII</b>
<b>REFERAL PROGRAM</b>	<b>XVIII</b>

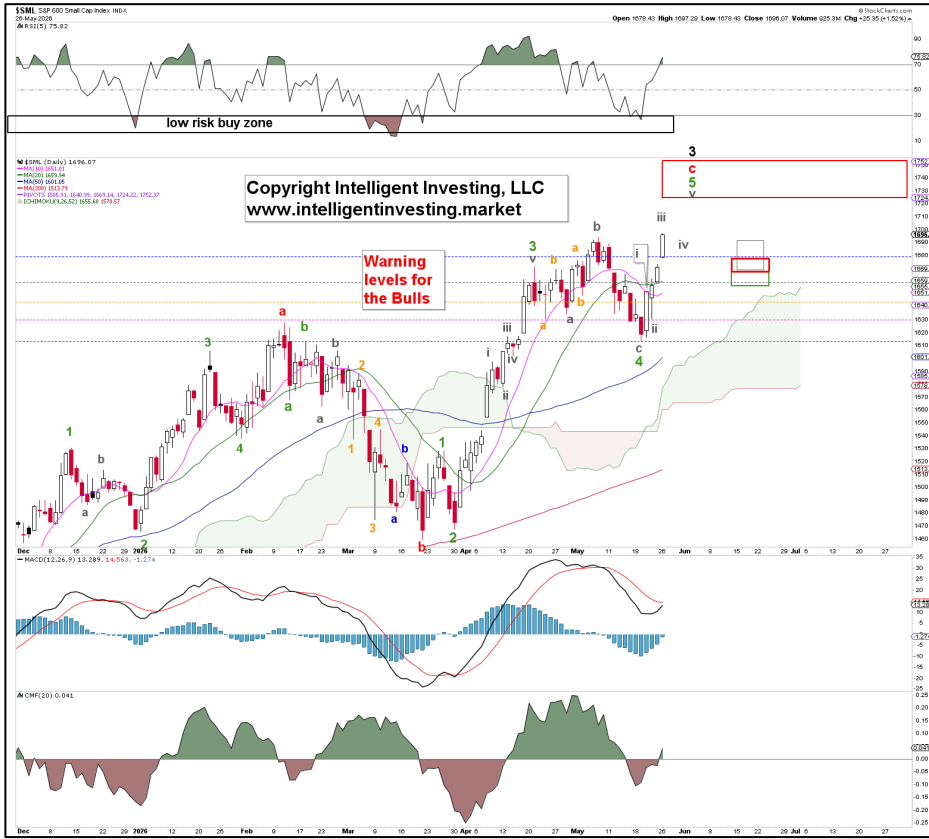
# STOCKMARKET

**DOW Outlook: Long-term (years) BULLISH. Target 60000+ Intermediate term (months) BEARISH. Target ~43000+ Mid-term (weeks) NEUTRAL. Short term (days) NEUTRAL.**

While some indexes are less clear, this one remains on track for now as “The \$50,500-750 target zone for W-v of W-5 of W-c of W-3 has been reached.” With today’s “no-follow-through-whereas-everything-else-was-rallying”, we remain neutral on the mid- to short-term. Meanwhile, the warning/support levels for the Bulls remain at **50434, 50063, 49697, 49451, and 49235**. Thus, as the index has so far topped in its ideal W-v target zone of this ending diagonal 5<sup>th</sup> wave, we’ve got no signs of a top yet, as it hasn’t even broken below the 1<sup>st</sup> warning level yet.

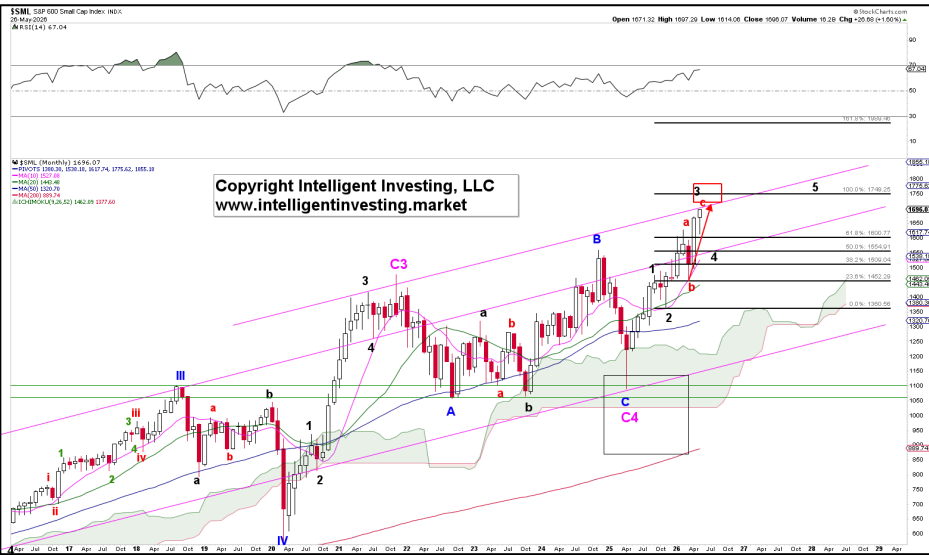


**SML Outlook: Long-term (years) BULLISH Target 2000+ Intermediate term (months) BEARISH Target ~1600+ Mid-term (weeks) BULLISH Target ~1750. Short term (days) BULLISH Target ~1750**



Over the past week, we've been looking for this index to reach \$1,665-75 (red target zone), ... while we can even allow for \$1,680-90 (gray target zone). Today, the index closed at \$1,696, so mission accomplished from that perspective. However, as stated on Friday, "... we have no confirmation of a top yet, but target zones have been reached; time to become NEUTRAL." So, with today's higher prices, we adjust the wave count to a complex W-4, and W-5 is now underway, ideally toward \$1,725 - \$1,750.

This aligns better with the bigger-picture ideal target of \$1,749 as well (see the 2<sup>nd</sup> chart below). And remember, the big picture dictates the smaller waves, not the other way around!



Thus, W-iii of W-5 is now underway, with W-iv and W-v yet to come, ultimately reaching that \$1750+/-25 target zone. Meanwhile, we have switched to the Bull's warning/support levels: 1678, 1659, 1644, 1630, and 1614.

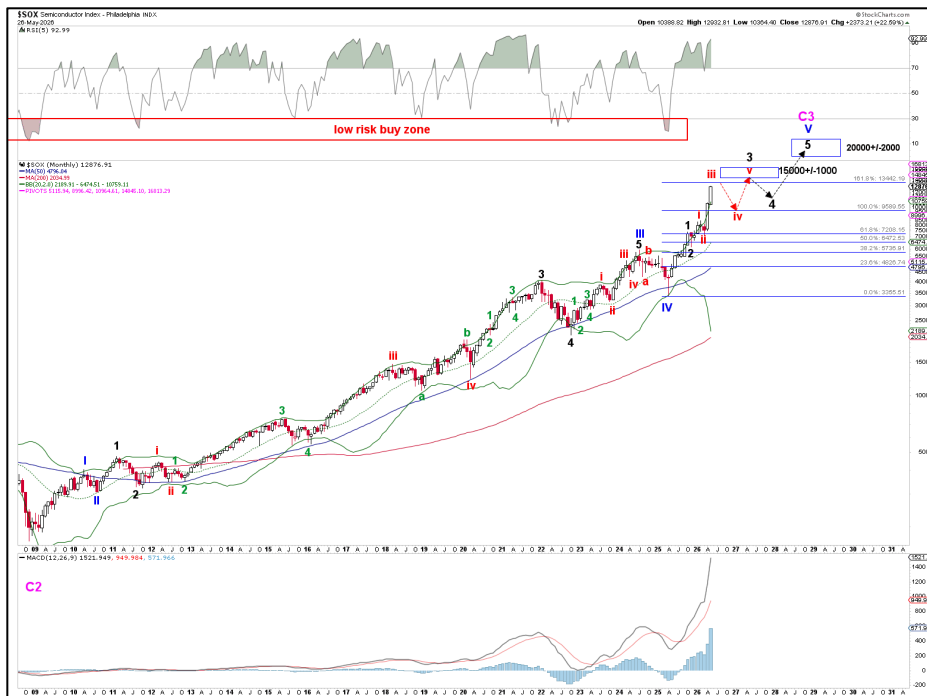
**SOX Outlook: Long-term (years) BULLISH Target ~15000. Intermediate term (months) BEARISH Target ~9600+ Mid-term (weeks) BULLISH Target ~13400. Short term (days) BULLISH Target ~13400**



Though we turned neutral on Friday as the index had reached the ideal, possible (!) B-wave target zone: today's breakout higher puts the index now firmly in **W-5** of **W-iii**.

Based on Fibonacci relationships between 1st, 3rd, and 5th waves, we expect the **W-5** to reach \$13,400-14,000. Thus, the larger **W-iii** is approaching its end, as its 5th wave (**W-5**) is underway. Once reached, the odds of a retrace (**W-iv**) to \$10,400-11,400, but possibly as low as about \$9,600, increase significantly.

The Bull's warning/support levels: **1678, 1659, 1644, 1630, and 1614.**



Namely, zooming out, we see that the blue 161.8% extension is approximately \$13,462. This is a common 3rd-wave target and coincides with the **W-5** target zone. Once **W-iii** completes, we expect a **W-iv**, which often targets the (blue) 100.0% extension at around \$9,600, followed by a red **W-v** ideally to \$15,000 +/- \$1,000, etc.

And, like the SML, remember: the big picture dictates the smaller waves, not the other way around. So, we have good alignment in the \$13,400 region for an interim top.

**SPX Outlook: Long-term (years) BULLISH Target ~8125. Intermediate term (months) BEARISH Target ~6200. Mid-term (weeks) BULLISH Target ~7740. Short term (days) BULLISH Target ~7740.**

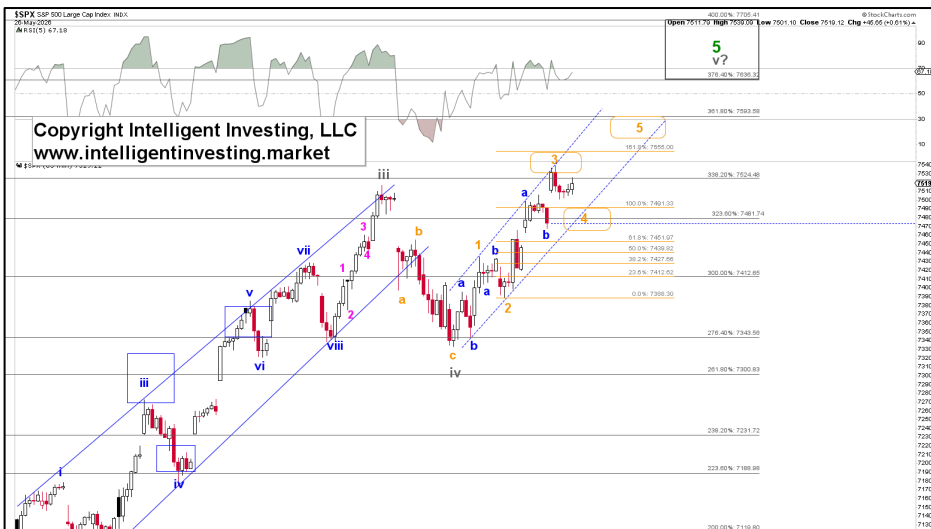


We're glad we provided an additional update yesterday, as it was correct. So, our preferred option is:

W-v is underway, the index is in the heart of **W-3** of **W-v**. Our ideal target zone for **W-v** remains \$7,635 – 7,705, which aligns with the larger 161.80% extension at \$7,744 for **W-3**. Note how a **v=i** relationship targets \$7625 (\$7,333+292) and how **v = 0.382 x iii** targets \$7,708 (\$7,333+375). A perfect match with that target zone.

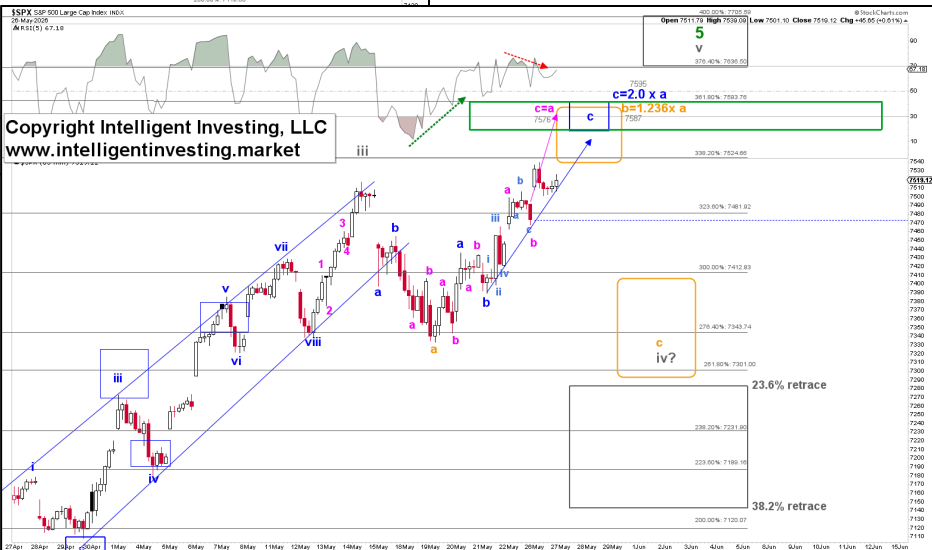
Note that **W-5** of **W-v**, assuming standard Fib-extensions, could only target \$7,593 (see the 2<sup>nd</sup> chart). We would not be surprised if that's the case, and then the irregular B-wave of the larger **W-4** can target \$7,700+. We've seen this many times before. But for now, we prefer higher prices over the next few days contingent on the following warning/support levels: **7501, 7463, 7430, 7389, and 744**.

The alternative is the irregular B-wave of a flat **W-iv**, in which this rally can target the 361.80% extension at \$7,593. The **c=2.0x a**



at \$7,595, the **b=1.236x a** at \$7,587 (typical irregular B-Wave fib-extension target), and the **c=a** at \$7,576 all get us there (+/- 0.2%).

**Bottom line:** A **W-v** to ideally around \$7,635–7,705, possibly on \$7,593 is underway. The alternative is a **W-b** to ideally around \$7,593.



**NDX Outlook: Long-term (years) BULLISH Target ~35000+. Intermediate term (months) BEARISH Target ~26000. Mid-term (weeks) BULLISH Target ~30500. Short term (days) BULLISH Target ~30500.**

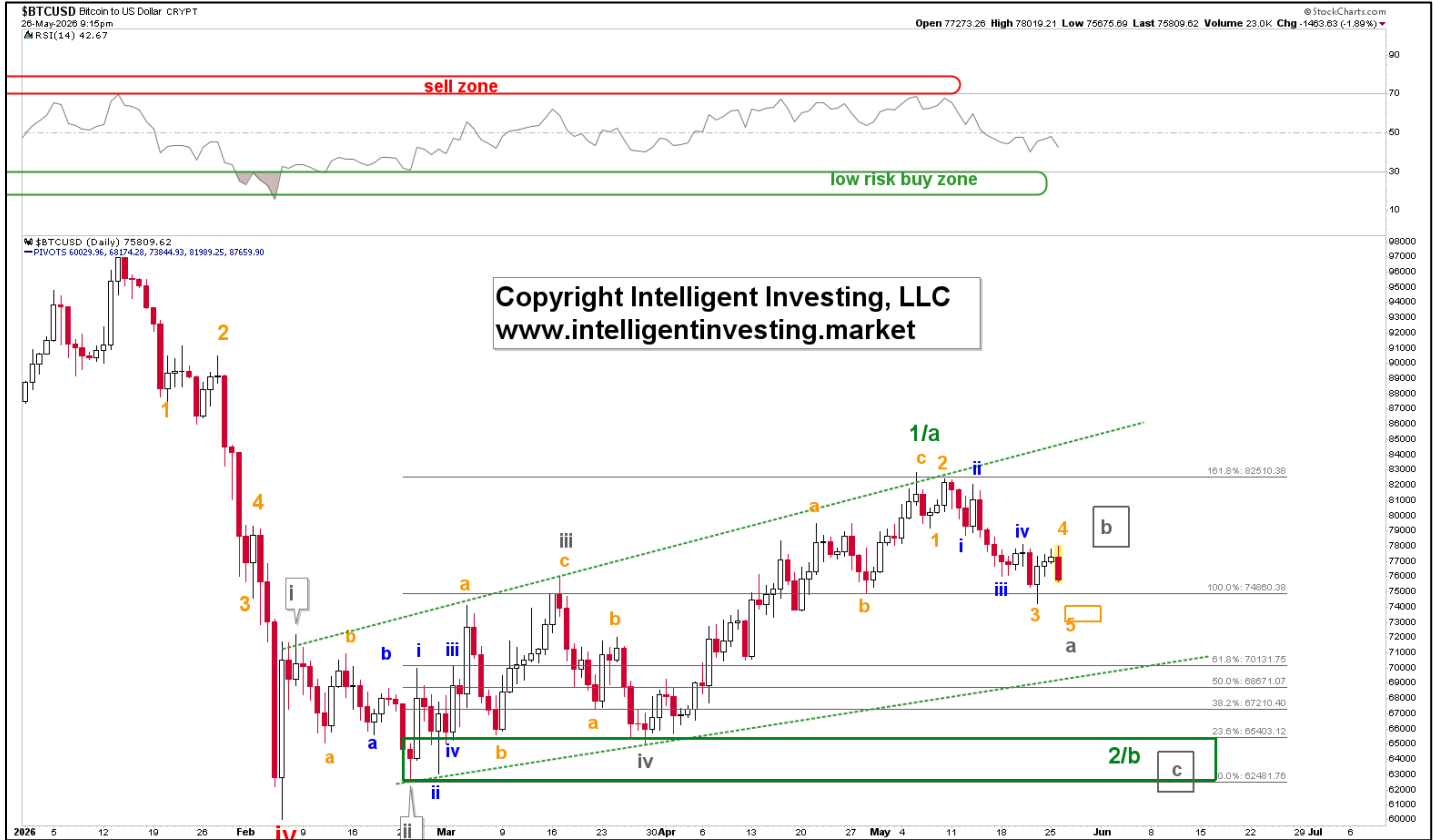
Friday's candle, a DOJI/Spinning top, had no effect, and as the index did not stay below Friday's high, breaking above the final warning/resistance level for the Bears, the **W-c** lower is now a distant alternative. Instead, we prefer a **W-v** to ideally around \$30,500. Thus, although we were looking higher for a B-wave, and the index did move higher, we were right for the wrong reasons. We already adjusted yesterday, as all we can do is "anticipate, monitor, and adjust." Thus, the **W-iv** was a simple affair, right to the upper end of the target box, rather than the more complex move we had envisioned. As such, we've switched to warning/support levels for the Bulls at **29678, 29423, 29067, 28818, and 28567**, which will indicate we will not see the \$30,500. Meanwhile, not the classic 3<sup>rd</sup>-, 4<sup>th</sup>-, and 5<sup>th</sup>-wave setup in the MACD: it has yet to give a buy signal.



# CRYPTO CURRENCIES

**BTC Outlook: Long-term (years) BULLISH Target ~164K+. Intermediate term (months) BULLISH ~95K. Mid-term (weeks) BEARISH 73-65K ~85K. Short term (days) BEARISH 72-75K.**

Going to play devil's advocate, and align BTC with ETH: **W-2/b** is underway. It's an **option** that will kick in on a low below Saturday's low. That will then complete **W-a** of **W-2/b**. We should then see a bounce, **W-b**, back to around \$80+/-1K before **W-c** of **W-2/b** kicks in, bringing the price down to the ideal **W-2/b** target zone: \$64+/-1K. That is then a classic level as it would mean a full retrace of the leading expanding diagonal **W-1/a** to its beginning.



**ETH Outlook: Long-term (years) BULLISH Target ~9K+. Intermediate term (months) BULLISH ~3.3K. Mid-term (weeks) BULLISH ~3.3K. Short term (days) NEUTRAL (target zone reached).**

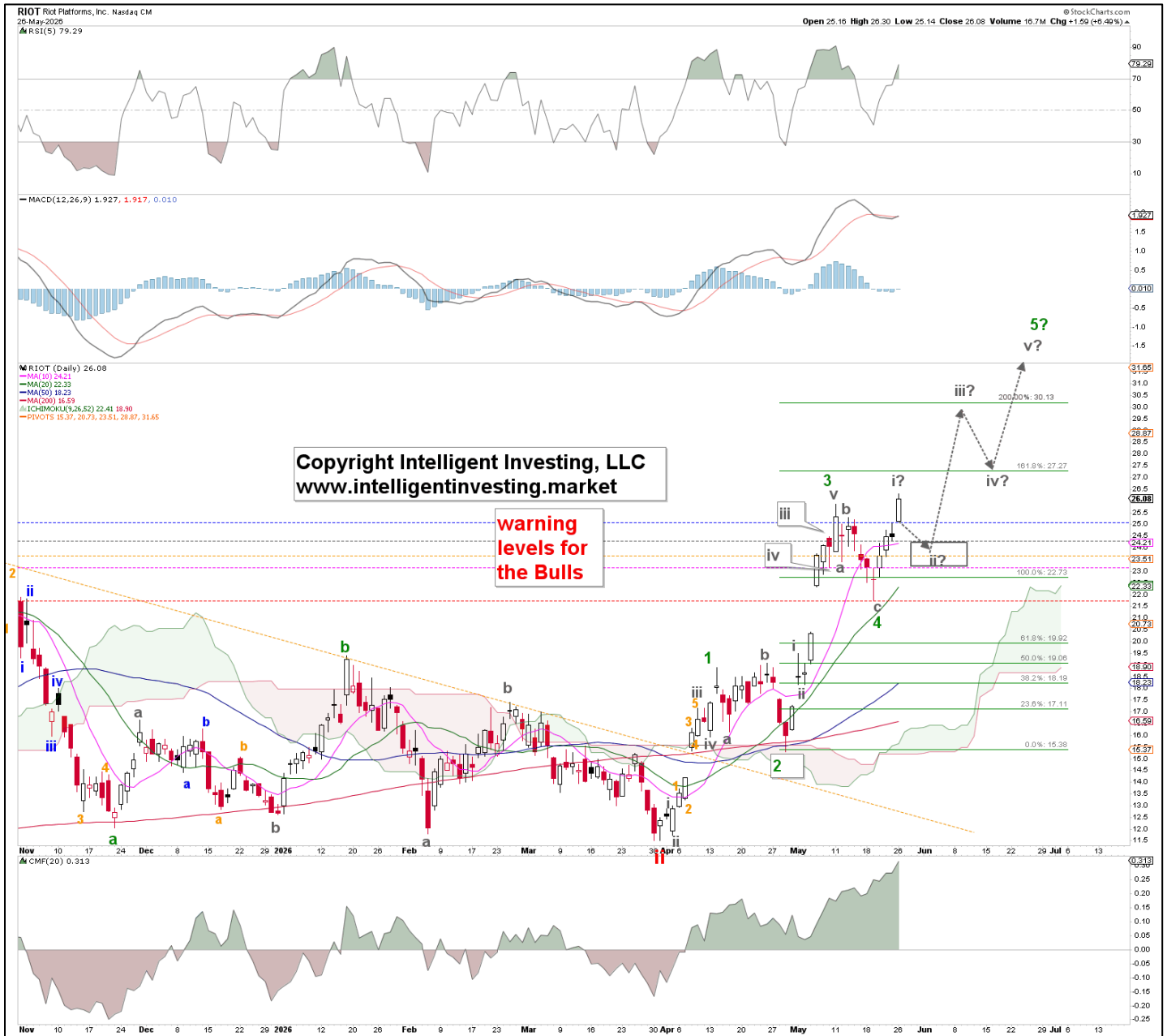
Beautiful follow-through of our detailed wave count, which we started to present last Wednesday: "It's about time we put some detail and color on the chart: we're tracking for, ideally, a five-wave C/3-wave down to \$2000+/-100 for the W-2/b. It should be in its 4<sup>th</sup> wave, w-iv, with a last wave, w-v, left to ~\$2050. From there, the index can decide whether to do one more W-4, 5 sequence. We'd prefer it, but beggars can't be choosers. And thus the risk-reward is now skewed towards reward, although there's no sign of a bottom yet. The warning/resistance levels for the Bears are now set at 2156, 2197, 2237, 2319, and 2423."

Thus, W-3 and possibly W-4 of W-2/b have been completed, and W-5 is underway. Almost at the lower end of the ideal target zones 😊 We can maybe lower the ideal target to \$1950-2000.



**RIOT Outlook: Long-term (years) BULLISH Target ~50+. Intermediate term (months) BULLISH ~50. Mid-term (weeks) BULLISH 30+. Short term (days) BULLISH 30+**

**W-5** to \$30+ has now been confirmed. The **W-ii** down to \$23.75+/-0.5 is still the preferred path before we can see **W-iii**, ideally at \$30.5+/-0.5, but it may have been very shallow. So, contingent on the stock's meeting the following warning levels for the bulls (each level below increases the odds by 20% that **W-5** is over): **25.14**, **24.31**, **23.63**, **23.15**, and **21.73** we expect RIOT to reach \$30+.



# GOLD, MINERS & OIL

**GDJ Outlook: Long-term (years) BULLISH Target ~150+. Intermediate term (months) BULLISH ~110. Mid-term (weeks) NEUTRAL Short term (days) NEUTRAL**

The **W-2/b** we've been tracking may have bottomed. We need a bit more follow-through to be certain, and especially a break above \$98 would be great, but we can set the warning/support levels for the Bulls at: **87, 86, 84, 83, and 78** (each level below increases the odds by 20% that **W-3/c** will not happen): we expect GDJ to reach \$100+.



**GOLD Outlook: Long-term (years) BULLISH Target ~6500+. Intermediate term (months) BULLISH ~6500+. Mid-term (weeks) NEUTRAL Short term (days) NEUTRAL**

With GOLD having gone sideways for 6 days, we have nothing new to add :

Last chance for the Bulls at this stage, there's still room left for the **W-2/b, 3/c** scenario with the possibility of yesterday's low being all of a complex **W-2/b**. But we still have no definitive answer yet, so we remain **NEUTRAL**. As long as the March low holds, the Bulls can pull it off. Below it = \$3800. Above \$4773 = \$5230+



**BRENT Outlook: Long-term (years) BULLISH Target ~280. Intermediate term (months) BULLISH. Target ~150+. Mid-term (weeks) NEUTRAL Short term (days) NEUTRAL**



By “stick[ing] to the EWP count until proven otherwise, with **W-c** of **W-2/b** underway toward an ideal \$95 +/- 2.5,” we’ve remained on the right side of the moves: lower. Now **W-c** of **W-2/b** should be wrapping up.



Using WITC, we find that oil is possibly forming two bullish triangles. The green triangle can allow for a continued sideways grind, with a few higher lows and lower highs, whereas the blue triangle suggests that the sideways mess is about over.

These are potential patterns and are only confirmed on a break above the descending upper trendline (now at ~\$104). Such a breakout can then target \$135-140.

For now, we continue to monitor the development of these patterns, knowing that below ~\$80 they are essentially invalidated.

## ETF TRADE ALERTS\*

- Short-term System (EoD): Hold time is days to weeks. The trading signal is generated at the EoD.
- Intermediate-term System (EoW): Hold time is weeks to months. The trading signal is generated at the EoW.
- Long-term System (EoM): Hold time is months to years. The trading signal is generated at the EoM.

Green = BUY or SELL,

Purple = Open Position (HOLD),

Yellow = prior action . BUY or SELL),

White = Stay in cash

### DOW JONES\* (DIA, other ETFs are DDM, UDOW)

- Short-term On 05/26 HOLD the position bought 05/20. Buy signal was given at 50009.35. UP 0.9%
- Intermediate-term on 05/22: HOLD the position bought 04/17. BUY signal was given at 49447.43. UP 2.2%

### NDX\* (QQQ, other ETFs are QLD, TQQQ)

- Short-term On 05/26: HOLD the position bought 04/06. Buy signal was given at 24192.17. UP 24.1% (!)
- Intermediate-term on 05/22: HOLD the position bought 04/10. BUY signal was given at 25116.34. UP 17.4% (!)

### S&P500\* (SPY, other ETFs are SSO, SPXL)

- Short-term On 05/26: HOLD the position bought 05/20. Buy signal was given at 7432.97. UP 1.2%
- Intermediate-term on 05/22: HOLD the position bought 04/17. BUY signal was given at 7126.06. UP 9.6%

### SEMI-CONDUCTORS\* (SOXX, other ETFs are USD, SOXL).

- Short-term On 05/26: HOLD the position bought 05/20. Buy signal was given at 11813.29. UP 9.2%
- Intermediate-term on 05/22: HOLD the position bought 04/10. BUY signal given at 8889.83. UP 37.1% (!)

### S&P600 Small Cap\* (IWM, other ETFs are UWM, TNA).

- Short-term On 05/26: HOLD the position bought 05/21. Buy signal was given at 1656.96. UP 2.4%.
- Intermediate-term on 05/22: HOLD the position bought 04/10. BUY signal was given at 1584.15 UP 5.3%.

### Bitcoin\* (IBIT)

- Short-term On 05/26: Stay in cash and wait for a new buy signal.
- Intermediate-term on 05/22: HOLD the position bought 04/17. BUY signal was given at 43.94. DOWN 1.7%

### Ethereum\* (ETHE)

- Short-term On 05/26: Stay in cash and wait for a new buy signal.
- Intermediate-term on 05/22: SELL the position bought 04/17. BUY signal was given at 19.74. DOWN 15.5%

## MAGNIFICENT 7+ TRADE ALERTS\*

- Short-term System (EoD): Hold time is days to weeks. The trading signal is generated at EoD.
- Intermediate-term System (EoW): Hold time is weeks to months. The trading signal is generated at EoW.
- Long-term System (EoM): Hold time is months to years. The trading signal is generated at EoM.

Green = BUY or SELL,

Purple = Open Position (HOLD),

Yellow = prior action . BUY or SELL),

White = Stay in cash

### AAPL\*

- Short-term On 05/26: HOLD the position bought 03/31. Buy signal given at 253.79. UP 20.6% (!)
- Intermediate-term on 05/22: HOLD the position bought 04/10. Signal given at 260.48. UP 18.4% (!)

### AMZN\*

- Short-term On 05/26: SELL the position bought 05/21. Buy signal was given at 268.46. DOWN 1.1%.
- Intermediate-term on 05/22: Stay in cash and wait for a new buy signal.

### GOOG\*

- Short-term On 05/26: Stay in cash and wait for a new buy signal.
- Intermediate-term on 05/22: HOLD the position bought 04/10. BUY signal was given at 238.38. UP 19.7% (!)

### META\*

- Short-term On 05/26: BUY a position. Buy signal given at 612.34
- Intermediate-term on 05/22: Stay in cash and wait for a new buy signal.

### MSFT\*

- Short-term On 05/26: HOLD the position bought 05/15. Buy signal was given at 421.91. DOWN 1.4%
- Intermediate-term on 05/22: HOLD the position bought 04/17. BUY signal was given at 422.79. DOWN 0.8%

### NFLX\*

- Short-term On 05/26: SELL the position bought 05/22. BUY signal was given at 89.65. DOWN 2.1%.
- Intermediate-term on 05/22: Stay in cash and wait for a new buy signal.

### NVDA\*

- Short-term On 05/26: Stay in cash and wait for a new buy signal.
- Intermediate-term on 05/22: HOLD the position bought 04/10. BUY signal was given at 188.74. UP 13.8%

### TSLA\*

- Short-term On 05/26: HOLD the position bought 05/22. Buy signal given at 426.01. UP 1.8%
- Intermediate-term on 05/22: HOLD the position bought 05/01. Buy signal was given at 390.82. UP 8.9%

# CRYPTOS TRADE ALERTS \*

*This is a working document because cryptocurrencies trade 24/7, 365 days a year. Check back daily around 5 pm PST to see if any signals have been updated. We also aim to provide timely updates on weekends, but personal circumstances may prevent us from doing so. We appreciate your patience and understanding.*

- Short-term System (EoD): Hold time is days to weeks. The trading signal is generated at EoD.
- Intermediate-term System (EoW): Hold time is weeks to months. The trading signal is generated at EoW.
- Long-term System (EoM): Hold time is months to years. The trading signal is generated at EoM.

Green = BUY or SELL,

Purple = Open Position (HOLD),

Yellow = prior action . BUY or SELL),

White = Stay in cash

## **BinanceCoin (BNB)\***

- Short-term On 05/26 HOLD the position bought 05/25. Buy aignal given at 662.91. DOWN 0.9%.
- Intermediate-term On 05/24 HOLD the position bought 05/10. BUY signal given at 665.03. UP 3.0%

## **Bitcoin (BTC)\***

- Short-term On 05/26 Stay in cash and wait for a new buy signal.
- Intermediate-term On 05/24 HOLD the position bought 04/19. Buy signal was given at 73824.27. UP 4.0%

## **ChainLink (LINK)\***

- Short-term On 05/26 Stay in cash and wait for a new buy signal.
- Intermediate-term On 05/24 HOLD the position bought 04/26. Buy signal was given at 9.49. UP 0.5%

## **Ethereum (ETH)\***

- Short-term On 05/26 Stay in cash and wait for a new buy signal.
- Intermediate-term On 05/24 Stay in cash and wait for a new buy signal.

## **Solana (SOL)\***

- Short-term On 05/25 Stay in cash and wait for a new buy signal.
- Intermediate-term On 05/24 SELL the position bought 05/10. BUY signal given at 96.44. DOWN 11.7%

## **TRON (TRX)\***

- Short-term On 05/26 HOLD the position bought 05/22. Buy signal was given at 0.3269. UP 14.8% (!)
- Intermediate-term On 05/24 HOLD the position bought 03/22. Buy signal was given at \$0.318. UP 17.7% (!)



## \*BACKTESTED TRADING SYSTEM PERFORMANCES

Our new trading systems work best when you apply the compounding principle, which involves reinvesting some or all your profits into the next trade. The more you compound, the better the returns will be. Please review the tables below.

Do not trade positions bought without the system's signals using the system's trading signals. Additionally, please refrain from entering a position when the trade is already in progress; wait for a new trading signal.

These systems operate entirely independently of our analysis. Do not try to combine or correlate them. They track prices and trends across several parameters, triggering buy, sell, or hold signals based on if/then conditions. Sometimes our analysis is correct while the system is wrong, or vice versa. Or both can be right or wrong. Therefore, these systems complement our analyses and represent the ultimate trading experience: simply execute the signal. Refer to the previous page for what trading really is: a mindless, boring process of execution. Nothing more, nothing less.

**The code for these trading systems is available for purchase. Please contact us for pricing details. It is written in Pine Script and can be integrated directly with TradingView, Alpaca, or Interactive Brokers (IBKR), enabling it to manage all your trading needs. Any AI, such as GROK or ChatGPT, can quickly translate code into another language if necessary.**

Year: 2025	SYSTEM					
Index	Short-term	Intermediate-term	Long-term*	Buy-n-Hold (2025)	Long-term**	Buy-n-Hold (2023-25)
SPX	8.5%	16.3%	15.8%	16.4%	43.5%	77.6%
NDX	10.5%	19.4%	18.3%	20.2%	69.1%	128.6%
DOW	4.5%	14.9%	9.0%	13.0%	27.2%	45.1%
SOX	20.9%	64.7%	27.7%	42.2%	85.8%	175.4%
* Only one trade (long entry) was executed in 2025						
**Backtesting from 01-01-2023, as the first long trade closed in March 2025 but was entered in 2023						

Year: 2025	SYSTEM			
STOCK	Short-term	Intermediate-term	Long-term*	Buy-n-Hold (2025)
AAPL	-11.4%	1.8%	18.0%	9.1%
AMZN	-1.5%	-8.7%	46.2%	5.2%
GOOGL	37.4%	89.6%	91.2%	66.0%
META	16.7%	17.6%	119.0%	13.1%
MSFT	9.1%	13.0%	26.2%	15.6%
NFLX	12.9%	11.1%	116.2%	5.3%
NVDA	14.1%	51.5%	157.6%	38.9%
TSLA	18.1%	26.4%	100.9%	11.4%

Year: From Inception	SYSTEM			
Index	Short-term	Intermediate-term	Long-term	Buy-n-Hold
SPX	278587.0%	211376.0%	319189.0%	154122.2%
NDX	1484.0%	6417.0%	11477.0%	20375.2%
DOW	2233433.0%	202999.0%	90204.0%	117126.8%
SOX	6265.0%	5739.4%	16174.8%	3226.1%

*\*Past performance is no guarantee of future results. The trading systems' signals are derived from data believed to be accurate, but such accuracy or completeness cannot be guaranteed. It should not be assumed that such signals, past or future, will be profitable, equal past performance, or ensure future performance or trends, primarily since a human writes these emails and may contain errors and omissions. LAST GENERATED 05/22/2026.*

## REFERAL PROGRAM

*Thank you for being a loyal member.*

*We've simplified our referral program to make it much more rewarding: Share the referral link below with friends, family, or colleagues. When they sign up and become a paid member, you both get 50% off for the two months. The more you refer, the more you save!*

*Your unique referral links:*

**DAILY NEWSLETTER:** [https://www.paypal.com/cgi-bin/webscr?cmd=\\_s-xclick&hosted\\_button\\_id=7QY6NWS2UN4H8](https://www.paypal.com/cgi-bin/webscr?cmd=_s-xclick&hosted_button_id=7QY6NWS2UN4H8).

**MONTHLY NEWSLETTER:** [https://www.paypal.com/cgi-bin/webscr?cmd=\\_s-xclick&hosted\\_button\\_id=JB4CNBDCE292U](https://www.paypal.com/cgi-bin/webscr?cmd=_s-xclick&hosted_button_id=JB4CNBDCE292U)

*It only takes a few seconds to share. Many of our best long-term members came through personal recommendations from people like you.*

*If you have any questions, just email us.*

*Best regards,*

*Arnout & Team*

**THIS COPYRIGHTED MATERIAL IS INTENDED SOLELY FOR USE BY DESIGNATED RECIPIENTS. NO REPRODUCTION, RETRANSMISSION, OR OTHER USE OF THE INFORMATION OR IMAGES IS AUTHORIZED. LEGITIMATE NEWS MEDIA MAY QUOTE REPRESENTATIVE PASSAGES TO REPORT ON MY OPINIONS IN CONTEXT AND WITH FULL ATTRIBUTION. THE ANALYSIS IS DERIVED FROM DATA BELIEVED TO BE ACCURATE, BUT THE ACCURACY OR COMPLETENESS OF THAT DATA CANNOT BE GUARANTEED. IT SHOULD NOT BE ASSUMED THAT OUR ANALYSIS, PAST OR FUTURE, WILL BE PROFITABLE, EQUAL PAST PERFORMANCE, OR GUARANTEE FUTURE PERFORMANCE OR TRENDS. ALL TRADING AND INVESTMENT DECISIONS ARE THE SOLE RESPONSIBILITY OF THE READER. INCLUDING INFORMATION ABOUT MANAGED ACCOUNTS, PROGRAM POSITIONS, AND OTHER INFORMATION IS NOT INTENDED TO BE A RECOMMENDATION OR SOLICITATION. FOR MORE INFORMATION, CONTACT INTELLIGENT INVESTING, LCC AT [INFO@INTELLIGENTINVESTING.MARKET](mailto:INFO@INTELLIGENTINVESTING.MARKET). WE RESERVE THE RIGHT TO REFUSE SERVICE TO ANYONE FOR ANY REASON.**