

INTELLIGENT INVESTING

DAILY NEWSLETTER

STOCK MARKETS, CRYPTOS, GOLD, MINERS & OIL
ETF, CRYPTO & MAGNIFICENT 7+ TRADE ALERTS



BY DR. ARNOU TER SCHURE & ASSOCIATES, 05/18/2026

THIS IS A WORKING DOCUMENT. ONCE THE LINK HAS BEEN EMAILED OUT, YOU CAN CHECK BACK AT ANY TIME USING THAT LINK TO SEE IF IT HAS BEEN UPDATED BY CHECKING THE TIMESTAMP: **VERSION 1,**
LAST UPDATED ON 05/18 AT 2:30 PM PST. ALL SECTIONS HAVE BEEN UPDATED.

TABLE OF CONTENTS

STOCKMARKETS	III
DOW	III
SML	IV
SOX	V
SP500	VI
NDX	VII
MARKET BREADTH	VIII
CRYPTO CURRENCIES & MINERS	IX
BTC	IX
ETH	X
RIOT	XI
GOLD, MINERS & OIL	XII
GDX	XII
GOLD	XIII
BRENT	XIV
ETF TRADE ALERTS	XV
MAGNIFICENT 7+ TRADE ALERTS	XVI
CRYPTO TRADE ALERTS	XVII
BACKTESTED TRADING SYSTEM PERFORMANCES	XVIII
REFERAL PROGRAM	XIX

STOCKMARKET

DOW Outlook: Long-term (years) BULLISH. Target 60000+ Intermediate term (months) BEARISH. Target ~43000+ Mid-term (weeks) NEUTRAL. Short term (days) NEUTRAL

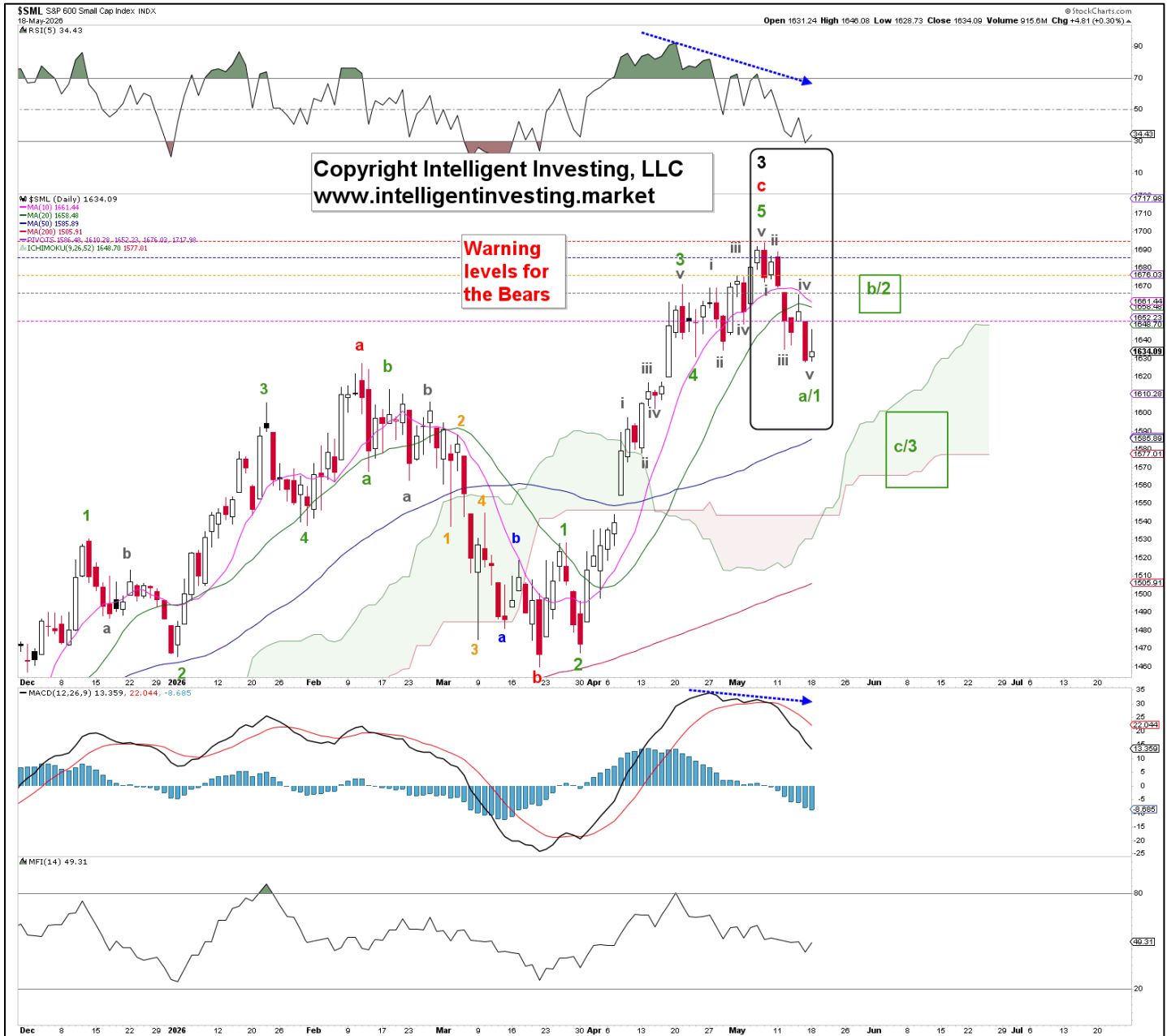
We can still allow for the **W-iv, W-v** setup as shown, which would lower the ultimate target to \$50500-750. Alternatively, all of **W-3** topped (failed 5th as it did not go above the February high). It's rare, but possible.

As such, we stay NEUTRAL on this index for the mid- to short-term until we see more constructive price action. Meanwhile, we keep the warning/support levels for the Bulls as is (**49843, 49609, 49307, 49009, and 48708**) to help tell us a larger top has been struck.



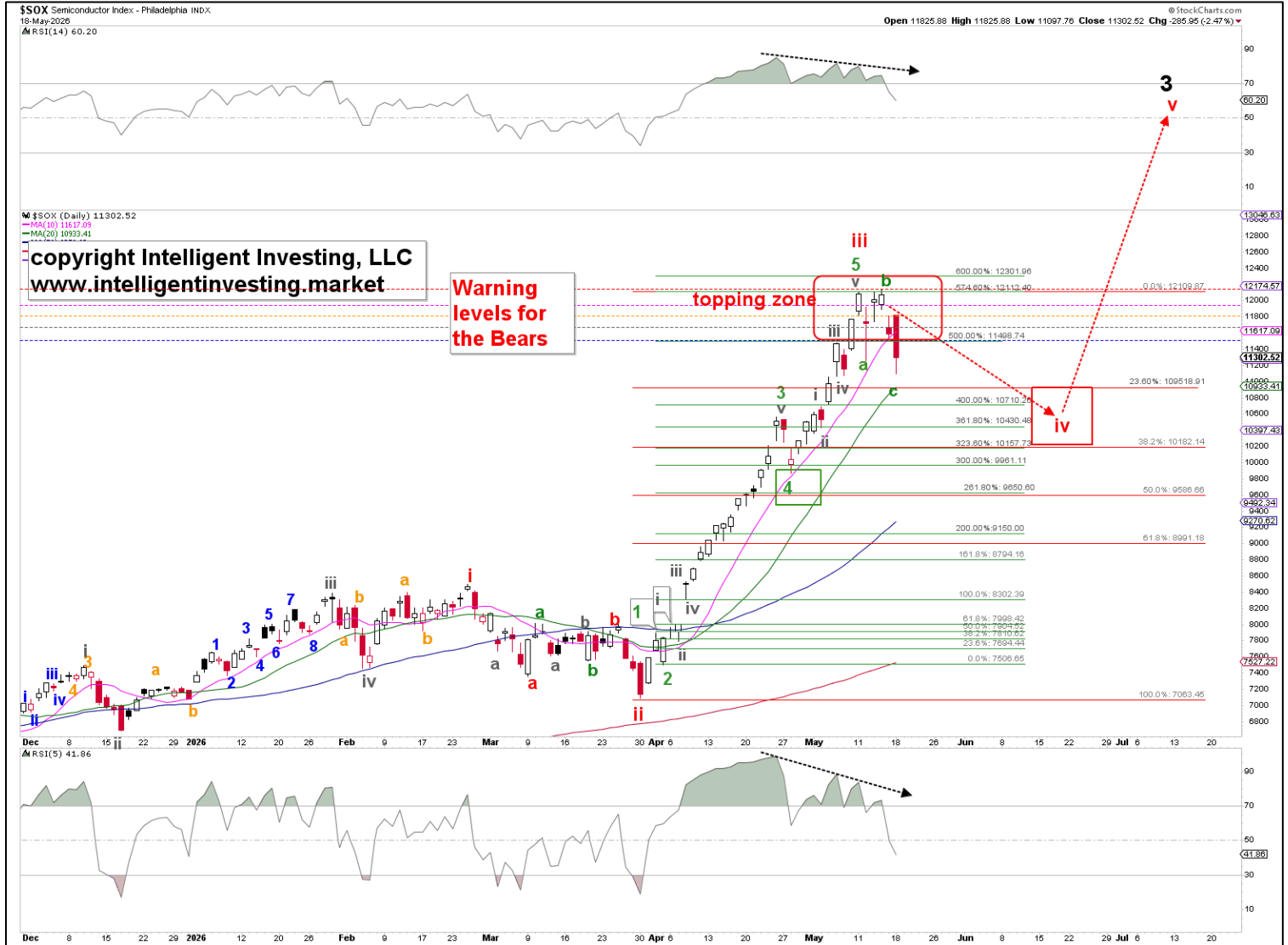
SML Outlook: Long-term (years) BULLISH Target 1750+ Intermediate term (months) BEARISH Target ~1475+ Mid-term (weeks) BEARISH. Target 1575+/-25 Short term (days) BULLISH Target 1675+/-25

The five waves down remain on the table; thus, **W-3** is complete, and **W-a/1** is also completed. Thus, **W-2/b** is still expected (we said early next week on Friday, and so far, so good) to bring the index back to about \$1675 +/- 25 before **W-3/c** turns down to ideally \$1575 +/- 25. So, the Bear's warning levels remain at **1650, 1665, 1676, 1686, and 1694.**



SOX Outlook: Long-term (years) BULLISH Target ~15000. Intermediate term (months) BEARISH Target ~9600+ Mid-term (weeks) NEUTRAL. Short term (days) NEUTRAL

The ideal **W-iv** target zone remains at \$10,500 ± 300, and today's low already got us close (\$11,097). Besides, we can consider the recent price action (in the red topping zone) an irregular flat, which suggests **W-iv** could already be close to completion. Thus, we turn NEUTRAL for the Mid-term as well, and now present the warning/support levels for the Bears: **11522, 11672, 11825, 11950, and 12141**.



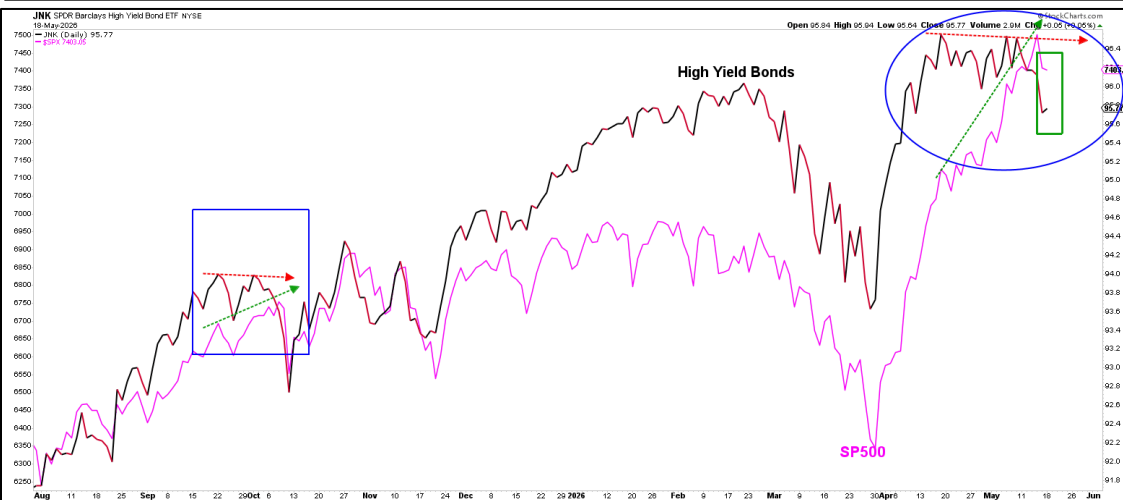
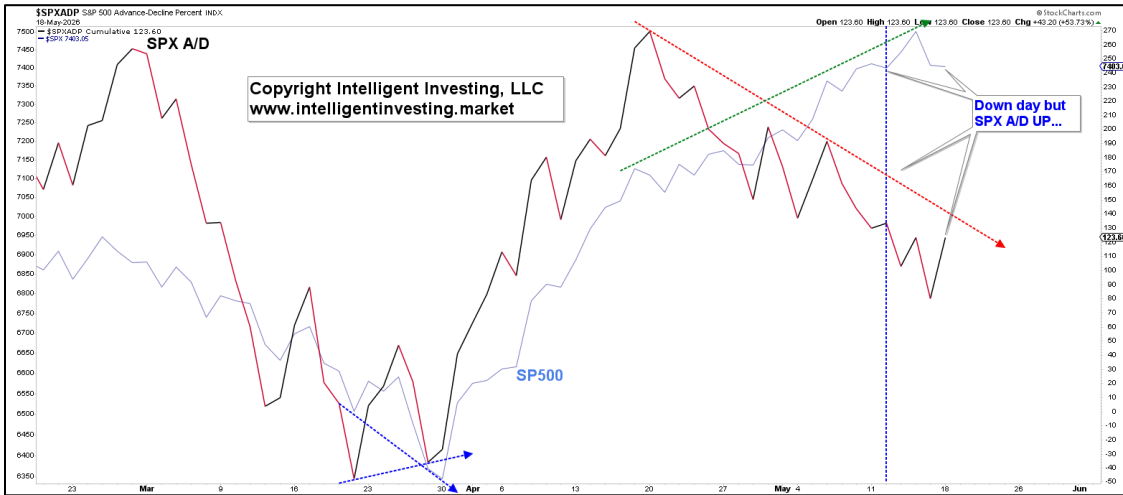
NDX Outlook: Long-term (years) BULLISH Target ~35000+. Intermediate term (months) BEARISH Target ~26000. Mid-term (weeks) BEARISH 28000. Short term (days) BULLISH Target 29350+/-100

W-a of W-iv has likely ended, W-b to \$29,350+/-100 should be underway, followed by a W-c to ideally \$27,810-28,510, which is where the green, grey, and orange target zones -each is one-degree lower waves-overlap.



MARKET BREADTH

Lower prices across most indexes, but higher cumulative A/D readings today; thus, fewer stocks participated to the downside today. Also, JUNK was up (green box, 3rd chart). Overall this must be considered Bullish and supports our thesis for at least a bounce.



CRYPTO CURRENCIES

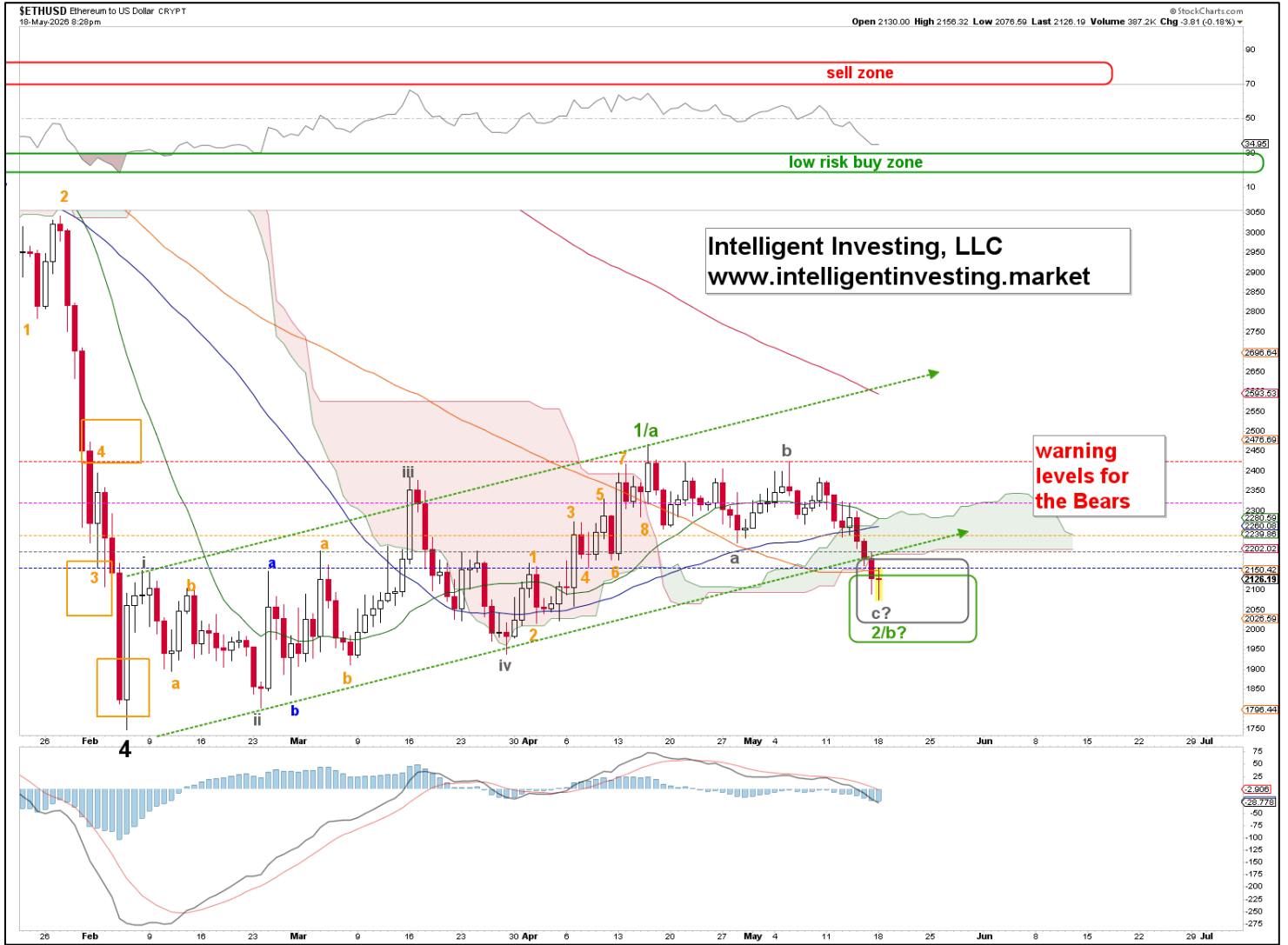
BTC Outlook: Long-term (years) BULLISH Target ~164K+. Intermediate term (months) BULLISH ~95K. Mid-term (weeks) BULLISH ~85K. Short term (days) BEARISH 71000+/-1000.

Keeping it very simple, as the last three days all saw lower prices: **W-iv** is underway to ideally \$70-72K. No surprise, as this path was one of the options we were tracking, and the market finally tipped its hand. As such, we are changing our mid-term stance to Bullish, and for the short-term, we're bearish.



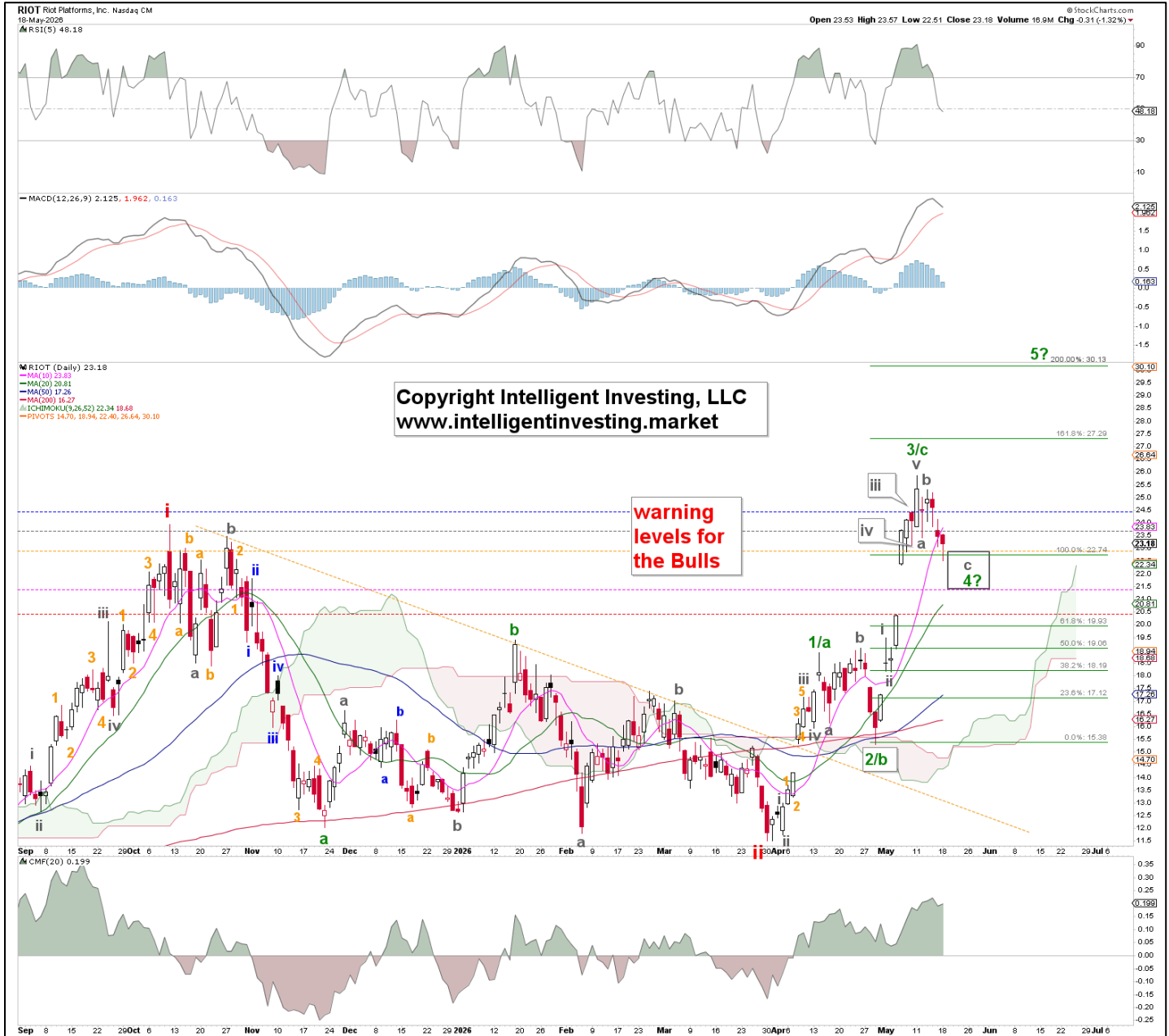
ETH Outlook: Long-term (years) BULLISH Target ~9K+. Intermediate term (months) BULLISH ~3.3K. Mid-term (weeks) BULLISH ~3.3K. Short term (days) NEUTRAL.

Ethereum has reached the ideal target zones for **W-c** and **W-2/b**. A break back above \$2325 will go a long way to confirm **W-3/c**. For now, we have no signs just yet that **W-2/b** has ended, and we could see a few more up-down day sequences to wrap up the final 4th and 5th waves of the **C-wave**. But the correction has now reached its ideal target zones, and we're now going to monitor for critical reversals. As such, we are changing our mid-term stance to Bullish/



RIOT Outlook: Long-term (years) BULLISH Target ~50+. Intermediate term (months) BULLISH ~50. Mid-term (weeks) BULLISH ~30. Short term (days) NEUTRAL.

On Friday, we found that “W-c of W-4, ideally \$21.5-22.75, should now be underway. Once complete, we expect W-5 to rally to \$30, contingent on the Bulls holding the warning/support levels at 24.41, 23.70, 22.88, 21.40, and 20.40.” BINGO, RIOT reached the ideal target zone, but we have no signs of a bottom just yet. A break above \$24.5 will go a long way to confirm that’s the case, while acknowledging that we could still see \$21.50. Regardless, mission accomplished, and now we can monitor for a reversal.



GOLD, MINERS & OIL

GDX Outlook: Long-term (years) BULLISH Target ~150+. Intermediate term (months) BULLISH ~110. Mid-term (weeks) NEUTRAL Short term (days) NEUTRAL

On Friday, we found that “**W-2/b** is still underway,” allowing for GDX to bottom out at ideally around \$84, while the warning/support levels for the Bulls remain at **95, 93, 90, 85, and 78**. Below \$78 means we must revise our POV to an ongoing, more complex **W-iv**.



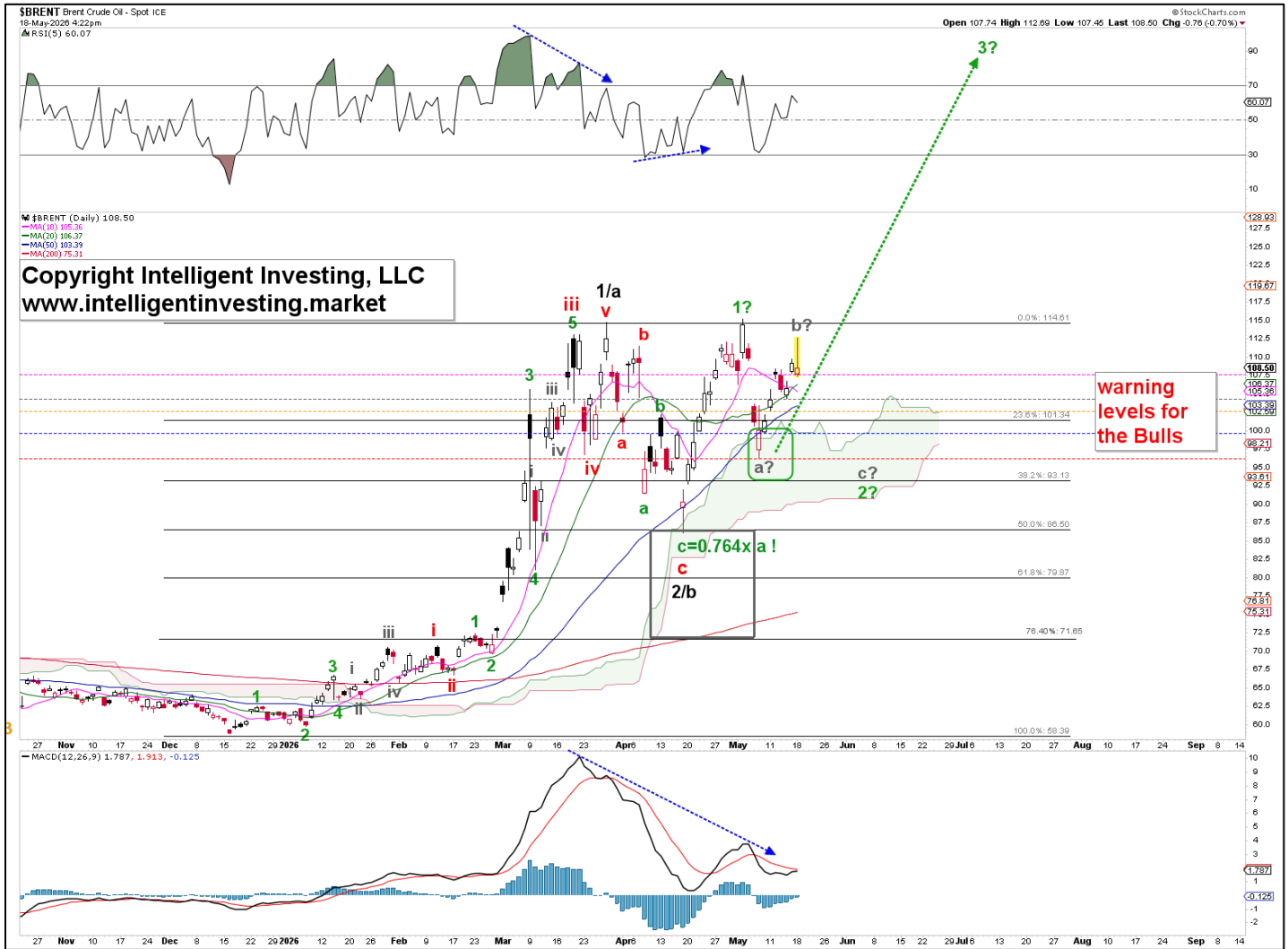
GOLD Outlook: Long-term (years) BULLISH Target ~6500+. Intermediate term (months) BULLISH ~6500+. Mid-term (weeks) NEUTRAL Short term (days) NEUTRAL

Today's reversal candle from the \$4,480 low, while on Friday we were looking for "...GOLD to bottom out at around \$ 4365 +/- 120." Could mean that Wc of W-2/b completed. A break below \$4,280 will still be considered bearish, and a continuation of the larger **W-4** as a double, complex correction Thus, a break above \$4,685 will go a long way for the Bulls to confirm the **W-3/c**.



BRENT Outlook: Long-term (years) BULLISH Target ~280. Intermediate term (months) BULLISH. Target ~150+. Mid-term (weeks) NEUTRAL Short term (days) NEUTRAL

Today's reversal candle makes the rally since the early May low look more like three waves up, opening the possibility of today's high being **W-b** of a complex **W-2/b**. It would not surprise me at all if that's the case: more shake-and-bake before things can move higher. A break below \$102 will go a long way toward confirming my thesis that **W-2/b** is morphing into what then becomes a flat. So, we're now turning NEUTRAL on OIL for the foreseeable future.



ETF TRADE ALERTS*

- Short-term System (EoD): Hold time is days to weeks. The trading signal is generated at the EoD.
- Intermediate-term System (EoW): Hold time is weeks to months. The trading signal is generated at the EoW.
- Long-term System (EoM): Hold time is months to years. The trading signal is generated at the EoM.

Green = BUY or SELL,

Purple = Open Position (HOLD),

Yellow = prior action . BUY or SELL),

White = Stay in cash

DOW JONES* (DIA, other ETFs are DDM, UDOW)

- Short-term On 05/18: HOLD the position bought 04/01. Buy signal given at 46565.74. UP 6.7%
- Intermediate-term on 05/15: HOLD the position bought 04/17. BUY signal was given at 49447.43. UP 0.0%

NDX* (QQQ, other ETFs are QLD, TQQQ)

- Short-term On 05/18: HOLD the position bought 04/06. Buy signal was given at 24192.17. UP 19.8% (!)
- Intermediate-term on 05/15: HOLD the position bought 04/10. BUY signal was given at 25116.34. UP 15.9% (!)

S&P500* (SPY, other ETFs are SSO, SPXL)

- Short-term On 05/18: HOLD the position bought 05/15. Signal given at 6575.32. UP 12.5%(!)
- Intermediate-term on 05/15: HOLD the position bought 04/17. BUY signal was given at 7126.06. UP 8.7%

SEMI-CONDUCTORS* (SOXX, other ETFs are USD, SOXL).

- Short-term On 05/18: SELL the position bought 04/01. Buy signal given at 7802.31. UP 44.6% (!)
- Intermediate-term on 05/15: HOLD the position bought 04/10. BUY signal given at 8889.83. UP 30.2% (!)

S&P600 Small Cap* (IWM, other ETFs are UWM, TNA).

- Short-term On 05/18: Stay in cash and wait for a new buy signal.
- Intermediate-term on 05/15: HOLD the position bought 04/10. BUY signal was given at 1584.15 UP 2.7%.

Bitcoin* (IBIT)

- Short-term On 05/18: Stay in cash and wait for a new buy signal.
- Intermediate-term on 05/15: HOLD the position bought 04/17. BUY signal was given at 43.94. UP 2.3%

Ethereum* (ETHE)

- Short-term On 05/18: Stay in cash and wait for a new buy signal.
- Intermediate-term on 05/15: HOLD the position bought 04/17. BUY signal was given at 19.74. DOWN 8.6%

MAGNIFICENT 7+ TRADE ALERTS*

- Short-term System (EoD): Hold time is days to weeks. The trading signal is generated at EoD.
- Intermediate-term System (EoW): Hold time is weeks to months. The trading signal is generated at EoW.
- Long-term System (EoM): Hold time is months to years. The trading signal is generated at EoM.

Green = BUY or SELL,

Purple = Open Position (HOLD),

Yellow = prior action . BUY or SELL),

White = Stay in cash

AAPL*

- Short-term On 05/18: HOLD the position bought 03/31. Buy signal given at 253.79. UP 16.6% (!)
- Intermediate-term on 05/15: HOLD the position bought 04/10. Signal given at 260.48. UP 15.2% (!)

AMZN*

- Short-term On 05/18: Stay in cash and wait for a new buy signal.
- Intermediate-term on 05/15: Stay in cash and wait for a new buy signal.

GOOG*

- Short-term On 05/18: HOLD the position bought 04/01. Buy signal given at 294.90. UP 33.1% (!)
- Intermediate-term on 05/15: HOLD the position bought 04/10. BUY signal was given at 238.38. UP 24.5% (!)

META*

- Short-term On 05/18: Stay in cash and wait for a new buy signal.
- Intermediate-term on 05/15: Stay in cash and wait for a new buy signal.

MSFT*

- Short-term On 05/18: HOLD the position bought 05/15. Buy signal was given at 421.91. UP 0.4%
- Intermediate-term on 05/15: HOLD the position bought 04/17. BUY signal was given at 422.79. DOWN 0.0%

NFLX*

- **Short-term On 05/18: BUY a position. Signal given at 89.65.**
- Intermediate-term on 05/15: Stay in cash and wait for a new buy signal.

NVDA*

- Short-term On 05/18: HOLD the position bought 05.06. Buy signal was given at 207.65. UP 6.9%
- Intermediate-term on 05/15: HOLD the position bought 04/10. BUY signal was given at 188.74. UP 19.3%

TSLA*

- **Short-term On 05/18: SELL the position bought 05/15. BUY signal was given at 390.82. UP 4.9%**
- Intermediate-term on 05/15: HOLD the position bought 05/01. Buy signal was given at 390.82. UP 7.9%

CRYPTOS TRADE ALERTS *

This is a working document because cryptocurrencies trade 24/7, 365 days a year. Check back daily around 4:30 pm PST to see if any signals have been generated. We also aim to provide timely daily updates on weekends, but personal circumstances may prevent this. We appreciate your patience and understanding.

- Short-term System (EoD): Hold time is days to weeks. The trading signal is generated at EoD.
- Intermediate-term System (EoW): Hold time is weeks to months. The trading signal is generated at EoW.
- Long-term System (EoM): Hold time is months to years. The trading signal is generated at EoM.

Green = BUY or SELL,

Purple = Open Position (HOLD),

Yellow = prior action . BUY or SELL),

White = Stay in cash

BinanceCoin (BNB)*

- Short-term On 05/18 Stay in cash and wait for a new buy signal.
- Intermediate-term On 05/17 HOLD the position bought 05/10. BUY signal given at 665.03

Bitcoin (BTC)*

- Short-term On 05/18 Stay in cash and wait for a new buy signal.
- Intermediate-term On 05/17 HOLD the position bought 04/19. Buy signal was given at 73824.27.

ChainLink (LINK)*

- Short-term On 05/18 Stay in cash and wait for a new buy signal.
- Intermediate-term On 05/17 HOLD the position bought 04/26. Buy signal was given at 9.49.

Ethereum (ETH)*

- Short-term On 05/18 Stay in cash and wait for a new buy signal.
- Intermediate-term On 05/17 SELL the position bought 04/19. Buy signal was given at 2263.90.

Solana (SOL)*

- Short-term On 05/18 Stay in cash and wait for a new buy signal.
- Intermediate-term On 05/17 HOLD the position bought 05/10. BUY signal given at 96.44

TRON (TRX)*

- Short-term On 05/18 HOLD the position bought 05/15. Buy signal was given at 0.3269. UP 9.0%
- Intermediate-term On 05/10 HOLD the position bought 03/22. Buy signal was given at \$0.318.

*BACKTESTED TRADING SYSTEM PERFORMANCES

Our new trading systems work best by applying the compounding principle, which involves reinvesting some or all of your profits in the next trade. The more you compound, the better the returns will be. Please review the tables below.

Do not trade positions bought without the system's signals using the system's trading signals. Additionally, please refrain from entering a position when the trade is already in progress; wait for a new trading signal.

These systems operate entirely independently of our analyses. Do not try to combine or correlate them. They track prices and trends based on several parameters, triggering buy, sell, or hold signals via if/then conditions. Sometimes our analysis is correct while the system is wrong, or vice versa. Or both can be right or wrong. Therefore, these systems complement our analyses and represent the ultimate trading experience: simply execute the signal. Refer to the previous page for what trading really is: a mindless, boring process of execution. Nothing more, nothing less.

The code for these trading systems is available for purchase. Please contact us for pricing details. It is written in Pine Script and can be directly integrated into TradingView, Alpaca, or Interactive Brokers (IBKR), allowing it to manage all your trading needs. Any AI, such as GROK or ChatGPT, can quickly translate code into another language if necessary.

Year: 2025	SYSTEM					
Index	Short-term	Intermediate-term	Long-term*	Buy-n-Hold (2025)	Long-term**	Buy-n-Hold (2023-25)
SPX	8.5%	16.3%	15.8%	16.4%	43.5%	77.6%
NDX	10.5%	19.4%	18.3%	20.2%	69.1%	128.6%
DOW	4.5%	14.9%	9.0%	13.0%	27.2%	45.1%
SOX	20.9%	64.7%	27.7%	42.2%	85.8%	175.4%
* Only one trade (long entry) was executed in 2025						
**Backtesting from 01-01-2023, as the first long trade closed in March 2025 but was entered in 2023						

Year: 2025	SYSTEM			
STOCK	Short-term	Intermediate-term	Long-term*	Buy-n-Hold (2025)
AAPL	-11.4%	1.8%	18.0%	9.1%
AMZN	-1.5%	-8.7%	46.2%	5.2%
GOOGL	37.4%	89.6%	91.2%	66.0%
META	16.7%	17.6%	119.0%	13.1%
MSFT	9.1%	13.0%	26.2%	15.6%
NFLX	12.9%	11.1%	116.2%	5.3%
NVDA	14.1%	51.5%	157.6%	38.9%
TSLA	18.1%	26.4%	100.9%	11.4%

Year: From Inception	SYSTEM			
Index	Short-term	Intermediate-term	Long-term	Buy-n-Hold
SPX	278587.0%	211376.0%	319189.0%	154122.2%
NDX	1484.0%	6417.0%	11477.0%	20375.2%
DOW	2233433.0%	202999.0%	90204.0%	117126.8%
SOX	6265.0%	5739.4%	16174.8%	3226.1%

**Past performance is no guarantee of future results. The trading systems' signals are derived from data believed to be accurate, but such accuracy or completeness cannot be guaranteed. It should not be assumed that such signals, past or future, will be profitable, equal past performance, or ensure future performance or trends, primarily since a human writes these emails and may contain errors and omissions. LAST GENERATED 05/15/2026.*

REFERAL PROGRAM

Thank you for being a loyal member.

We've simplified our referral program to make it much more rewarding: Share the referral link below with friends, family, or colleagues. When they sign up and become a paid member, you both get 50% off for the two months. The more you refer, the more you save!

Your unique referral links:

DAILY NEWSLETTER: https://www.paypal.com/cgi-bin/webscr?cmd=_s-xclick&hosted_button_id=7QY6NWS2UN4H8.

MONTHLY NEWSLETTER: https://www.paypal.com/cgi-bin/webscr?cmd=_s-xclick&hosted_button_id=JB4CNBDCE292U

It only takes a few seconds to share. Many of our best long-term members came through personal recommendations from people like you.

If you have any questions, just email us.

Best regards,

Arnout & Team

THIS COPYRIGHTED MATERIAL IS INTENDED SOLELY FOR USE BY DESIGNATED RECIPIENTS. NO REPRODUCTION, RETRANSMISSION, OR OTHER USE OF THE INFORMATION OR IMAGES IS AUTHORIZED. LEGITIMATE NEWS MEDIA MAY QUOTE REPRESENTATIVE PASSAGES TO REPORT ON MY OPINIONS IN CONTEXT AND WITH FULL ATTRIBUTION. THE ANALYSIS IS DERIVED FROM DATA BELIEVED TO BE ACCURATE, BUT THE ACCURACY OR COMPLETENESS OF THAT DATA CANNOT BE GUARANTEED. IT SHOULD NOT BE ASSUMED THAT OUR ANALYSIS, PAST OR FUTURE, WILL BE PROFITABLE, EQUAL PAST PERFORMANCE, OR GUARANTEE FUTURE PERFORMANCE OR TRENDS. ALL TRADING AND INVESTMENT DECISIONS ARE THE SOLE RESPONSIBILITY OF THE READER. INCLUDING INFORMATION ABOUT MANAGED ACCOUNTS, PROGRAM POSITIONS, AND OTHER INFORMATION IS NOT INTENDED TO BE A RECOMMENDATION OR SOLICITATION. FOR MORE INFORMATION, CONTACT INTELLIGENT INVESTING, LCC AT INFO@INTELLIGENTINVESTING.MARKET. WE RESERVE THE RIGHT TO REFUSE SERVICE TO ANYONE FOR ANY REASON.