

# INTELLIGENT INVESTING

## DAILY NEWSLETTER

STOCK MARKETS, CRYPTOS, GOLD, MINERS & OIL  
ETF, CRYPTO & MAGNIFICENT 7+ TRADE ALERTS



**BY DR. ARNOU TER SCHURE & ASSOCIATES, 05/13/2026**

THIS IS A WORKING DOCUMENT. ONCE THE LINK HAS BEEN EMAILED OUT, YOU CAN CHECK BACK AT ANY TIME USING THAT LINK TO SEE IF IT HAS BEEN UPDATED BY CHECKING THE TIMESTAMP: **VERSION 1,**  
**LAST UPDATED ON 05/13 AT 2:05 PM PST. ALL SECTIONS ARE UP TO DATE.**

# TABLE OF CONTENTS

<b>STOCKMARKETS</b>	<b>III</b>
DOW	III
SML	IV
SOX	V
SP500	VI
NDX	VII
MARKET BREADTH	VIII
<b>CRYPTO CURRENCIES &amp; MINERS</b>	<b>IX</b>
BTC	IX
ETH	X
RIOT	XI
<b>GOLD, MINERS &amp; OIL</b>	<b>XII</b>
GDX	XII
GOLD	XIII
BRENT	XIV
<b>ETF TRADE ALERTS</b>	<b>XV</b>
<b>MAGNIFICENT 7+ TRADE ALERTS</b>	<b>XVI</b>
<b>CRYPTO TRADE ALERTS</b>	<b>XVII</b>
<b>BACKTESTED TRADING SYSTEM PERFORMANCES</b>	<b>XVIII</b>
<b>REFERAL PROGRAM</b>	<b>XIX</b>

# STOCKMARKET

**DOW Outlook: Long-term (years) BULLISH. Target 60000+ Intermediate term (months) BEARISH. Target ~43000+ Mid-term (weeks) BULLISH. Target 50750+ Short term (days) BULLISH. Target 50750+**

**NO CHANGES FROM YESTERDAY, AS ALSO TODAY WAS A "Bullish reversal candle today, closing above all support/warning levels. Thus, still 0 signs of a top being in place and the DOW's ED count remains preferred. An overlapping W-iii of W-5 is underway, subdividing into an a-b-c. W-b of W-iii has likely bottomed, and W-c of W-iii is now underway. A 3<sup>rd</sup> wave in an ED tends to target the 123.60% extension of W-i (~\$50,500 in this case), and we can see how the c=a (100% extension) sits at \$50,525. Picture-perfect alignment.**

Thus, contingent on the following warning levels for the Bulls: **49442, 49245, 48913, 48708, and 48323**, we continue to look for ~\$50,750+



**SML Outlook: Long-term (years) BULLISH Target 1750+ Intermediate term (months) BEARISH Target ~1475+ Mid-term (weeks) NEUTRAL. Short term (days) NEUTRAL.**

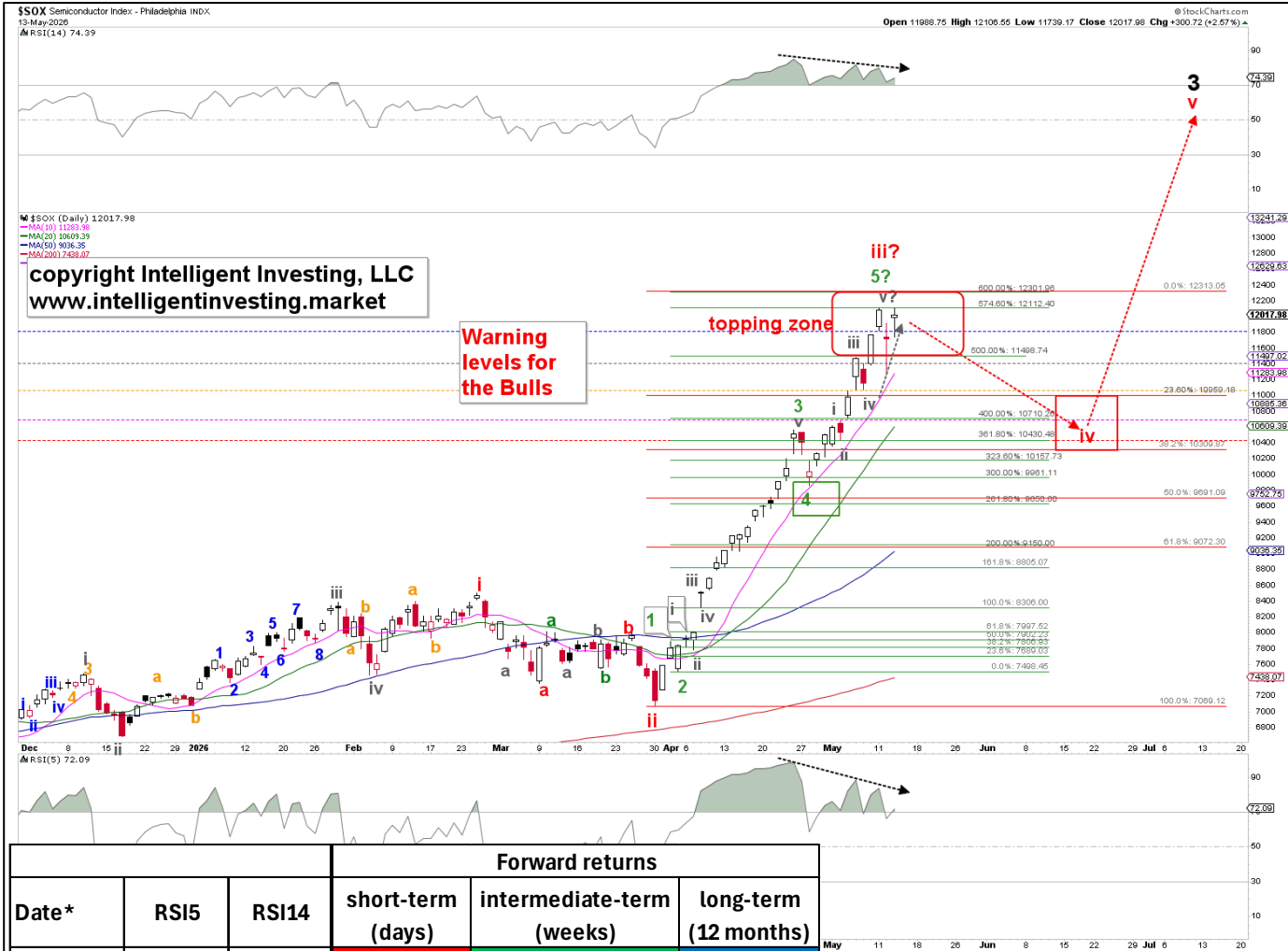
**NO CHANGES FROM YESTERDAY, AS ALSO TODAY** “added further stress to the W-v scenario, and a slight adjustment to the EWP count suggests that W-v of W-5 is complete. This is why we always say “never try to bank on a 5<sup>th</sup> for a 5<sup>th</sup> wave. So remain neutral.” Thus, we keep the Bulls' warning levels at **1679, 1660, 1649, 1631, and 1597.**



**SOX Outlook: Long-term (years) BULLISH Target ~15000. Intermediate term (months) BEARISH Target ~9600+ Mid-term (weeks) NEUTRAL. Short term (days) BULLISH Target ~12000+**

Even though yesterday was the 1<sup>st</sup> time since this rally started that the index closed below its first warning level for the Bulls, we continued to remind you that “we will still need to watch the warning levels below to confirm that a top has indeed been found. Until those support levels break, we must still allow for the possibility of this push continuing. In this case, based on closing prices, where down days are corrective, there are only 7 waves (W) up. But impulses travel in 5, 9, 13, etc moves. So today could be W-8, with a W-9 to follow.”

**A VOILA, HERE’S YOUR 9<sup>TH</sup> WAVE**, and thus we keep the warning/support levels for the Bulls at **11822**, **11388**, **11075**, **10718**, and **10430**

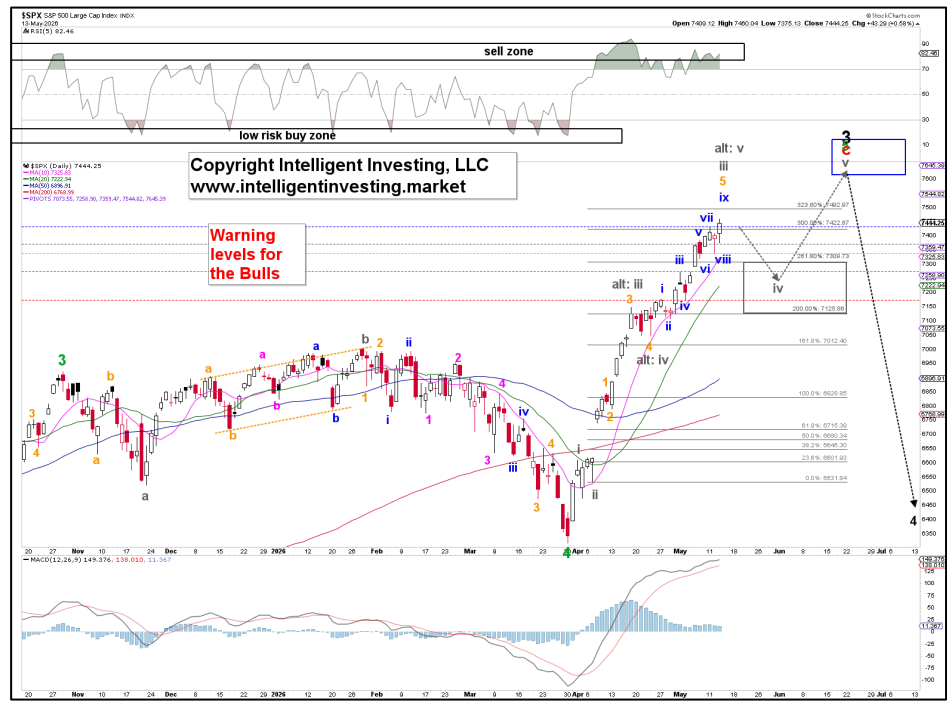


Date*	RSI5	RSI14	Forward returns		
			short-term (days)	intermediate-term (weeks)	long-term (12 months)
23-May-95	97.7	87.9	-11%	30%	-40%
4-Dec-96	93.1	83.7	-6%	67%	-2%
16-Jul-97	97.1	81.7	-8%	10%	-39%
23-Nov-98	96.8	84.9	-7%	-33%	80%
17-Jan-11	98.1	87.2	-5%	5%	-29%
6-Nov-17	91.5	83.5	-8%	11%	-19%
24-Apr-26	98.7	85.1	-6.7%	14.6% TD	???
<b>Average</b>			<b>-7%</b>	<b>15%</b>	<b>-8%</b>
<b>Average without 1998</b>			<b>-7%</b>	<b>25%</b>	<b>-26%</b>

\*Orange dates mean either the RSI5 (>95.0) or the RSI14 (>83.5) reached the threshold, but not both

Note how the current market continues to follow the historical expectations.

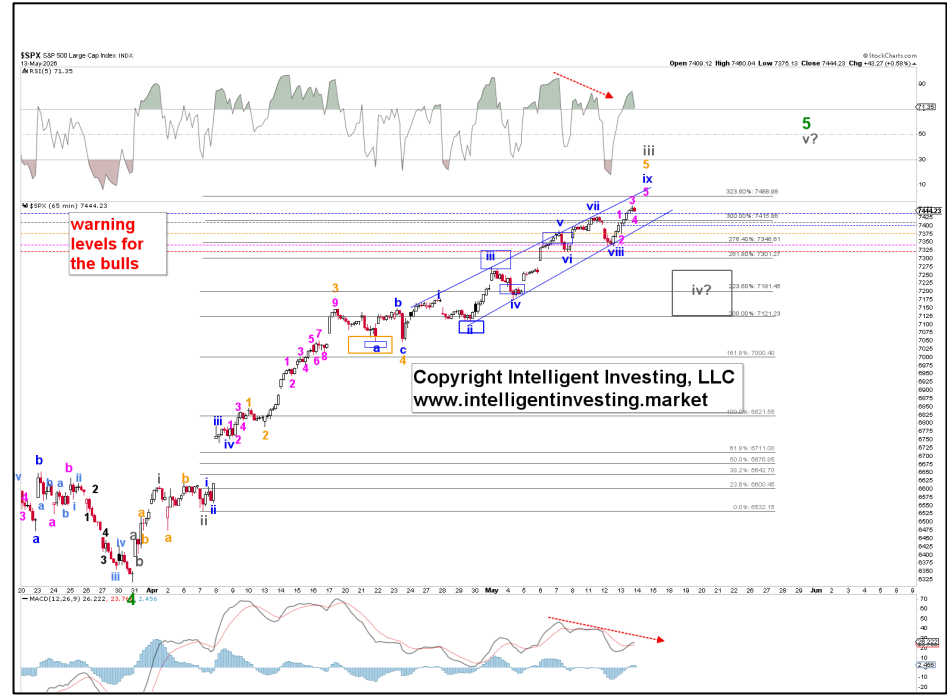
**SPX Outlook: Long-term (years) BULLISH Target ~8000. Intermediate term (months) BEARISH Target ~6700. Mid-term (weeks) NEUTRAL. Short term (days) NEUTRAL**



Yesterday we stated, "Today was likely **W-viii**, and **W-ix** should be underway." And we stated "we have no signs of a top until those support levels break, [see below], so we must still allow for the possibility of this push continuing. So, 7445-7490 for **W-iii** is still a very likely outcome."

A VOILA, here's your 9<sup>th</sup> wave, and 7445-7490 has been reached.

Since the index closed higher, we can adjust the Bulls' warning / support levels on the daily chart to **7428, 7375, 7338, 7244, and 7174**. On the hourly chart, these levels are now at **7438, 7409, 7375, 7344, and 7321**.



The hourly chart shows that the current **W-ix** ideally needs one more little (purple) 5<sup>th</sup> wave to be considered complete. A beak below \$7321 with a serious warning below \$7344 will then tell us that **W-iv** is underway, as **W-ix** always reserves the right to also subdivide... But given how dismal market breadth is, we doubt it...

When **W-iii** completes, we expect a **W-iv** down to ideally \$7190 +/- 50, before **W-v** targets ideally \$7600-7700, which gets the index very close to the ideal 161.80% extension for **W-3** at \$7760.

**NDX Outlook: Long-term (years) BULLISH Target ~35000+. Intermediate term (months) BEARISH Target ~26000. Mid-term (weeks) BULLISH 30500. Short term (days) BULLISH 30000**

Since Friday, we have been tracking the subdividing, **W-iii, iv, v** scenario. Yesterday, we stated that **“today’s drop and Bullish reversal mean the W-iii top is in, W-iv was today, and preferably W-v is now underway as long as today’s low holds.”** And we concluded with **“For now, our preference is for W-v of 5 of W-iii to 29670-30000, from where we expect a W-iv down to ideally \$28000, before W-v targets ideally, and at least \$30,500.”** ANOTHER BINGO!

The warning levels for the Bulls remain at **29143, 28825, 28440, 28065, and 27505**. So, until those lower support levels break, starting with \$28825 on a daily closing basis, we must still allow for the possibility of this push continuing. However, we are going to lower the ideal target zone to \$29475-30000 because market breadth is dismal.



## MARKET BREADTH

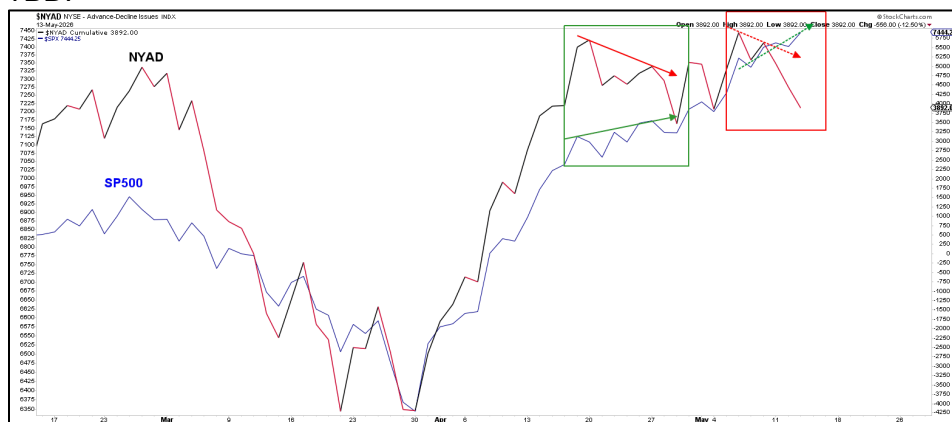
The A/D line is starting to lose trend line support, it's right at the cusp of the lower trendline, and this is not a bullish sign.



Although the week hasn't ended yet, this could be the 4<sup>th</sup> week in a row of higher index prices but lower SPX A/D levels. Since the March 2020 low, the only time this happened was in May-June 2025. The divergence was reversed, while the index gained 20% over the next 4 weeks, but lost 20% in the 4 weeks after that. Three consecutive lower weeks of A/D readings and higher prices occurred in August-September of last year. Also that divergence was ignored. Lastly, please note that N=1, so the significance is statistically meaningless: take it all as a big fat FYI.



However, also the NYA/D line is starting to diverge again. See the red box. Will it be ignored like last month? TBD.



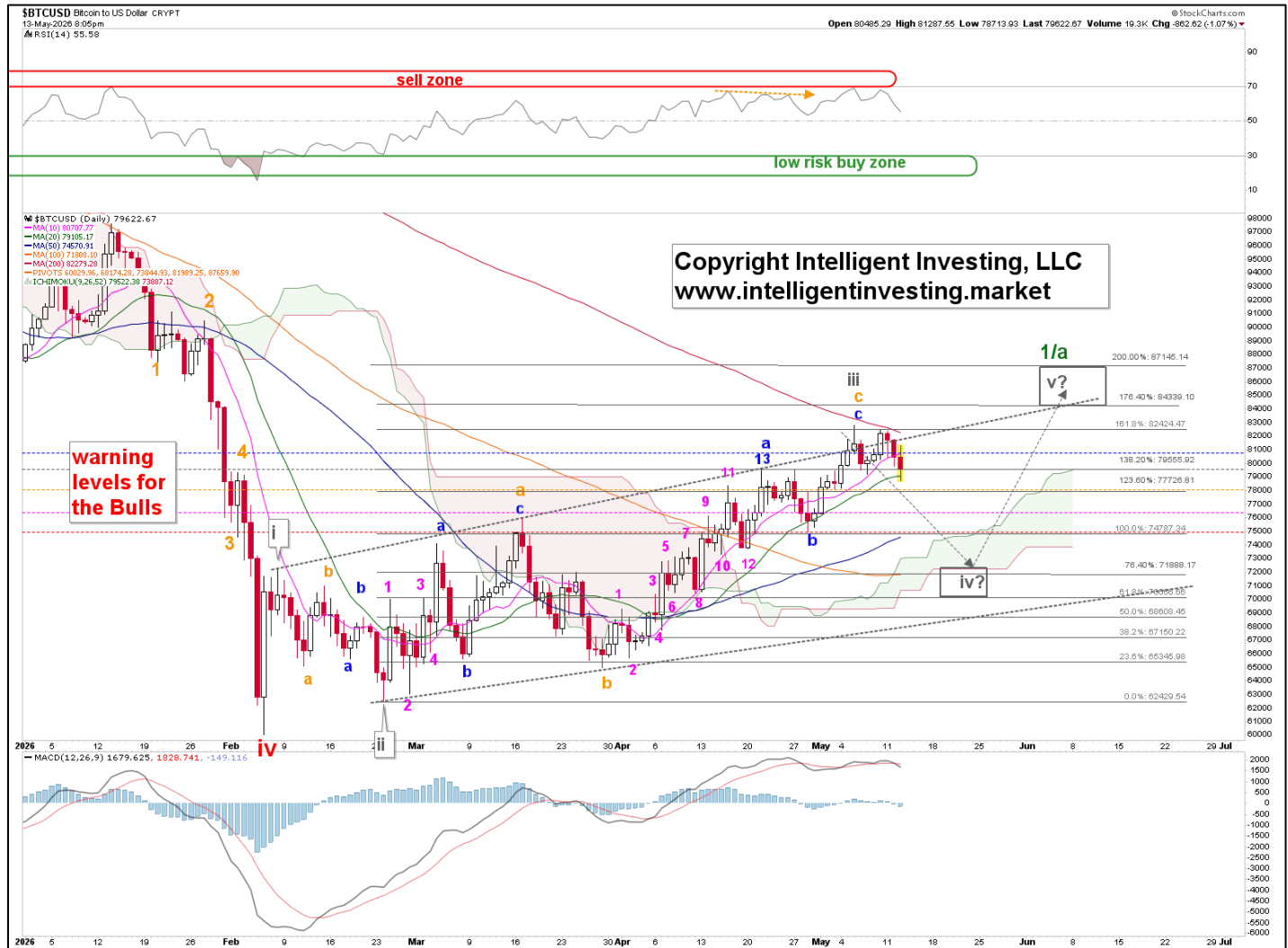
As always, these are not trade triggers but conditions that can help us anticipate a larger correction. This would align with our EWP count, which shows a top of similar magnitude to 2021 developing. But remember, divergences can last for months to even years before they matter. The longer they last, the more they will matter, i.e., bigger crashes. But they can also be erased. So we must always monitor for them.



# CRYPTO CURRENCIES

**BTC Outlook: Long-term (years) BULLISH Target ~164K+. Intermediate term (months) BULLISH ~95K. Mid-term (weeks) NEUTRAL. Short term (days) NEUTRAL.**

Lower prices again today, so we want to stick with our “alternative” aka 2<sup>nd</sup> option: **W-iv** of **W-1/a** is underway. We still have no way of knowing if this is true, because BTC hasn't even closed below the 1<sup>st</sup> warning/support level for the Bulls (**80719, 79515, 78074, 76288, and 74934** to indicate that the **W-v** of **W-1/a** is underway. Thus, we remain NEUTRAL for the mid- to short-term. A breakdown below \$78000 or a breakout above \$82475 is required to set the next short-term to mid-term trend. NOTE: NEUTRAL IS NOT BEARISH! Just means we don't see much movement to either side over those time frames.



**ETH Outlook: Long-term (years) BULLISH Target ~9K+. Intermediate term (months) BULLISH ~3.3K. Mid-term (weeks) NEUTRAL. Short term (days) NEUTRAL.**

Lower prices again today, so we want to stick with our “*W-2/b can also be a sideways affair and not necessarily a steep decline.*” W-c of W-2/b should now be underway, and a break below the (blue) 50d SMA (currently at \$2255) can then target the (green) 20d SMA at \$2145ish, which would be right at the upper end of the ideal gray and green target zone. Thus, while there’s still no real clear direction, we remain NEUTRAL for the foreseeable future.

NOTE: NEUTRAL IS NOT BEARISH! Just means we don’t see much movement to either side over those time frames, and so far, there clearly hasn’t been any since mid-April.



**RIOT Outlook: Long-term (years) BULLISH Target ~50+. Intermediate term (months) BULLISH ~50. Mid-term (weeks) BULLISH ~30. Short term (days) BULLISH ~27.**

Today we would like to share the POTENTIAL for a subiding W-v of **W-3**, because, as for the index, "until RIOT breaks below the warning/support levels on a daily closing basis, we must allow for the possibility of this push continuing." The warning/support levels for the Bulls remain at **24.41**, **23.84**, **23.41**, **22.88**, and **22.33**. So far, RIOT has not even closed below the 1<sup>st</sup> level. Therefore, we have no signs of a top.



# GOLD, MINERS & OIL

**GDX Outlook: Long-term (years) BULLISH Target ~150+. Intermediate term (months) BULLISH ~110. Mid-term (weeks) BULLISH ~110 Short term (days) BULLISH ~110**

Inside day, so we can keep things as is. The warning/support levels for the Bulls remain at **95, 93, 90, 88, and 85**. So far, GDX has not even closed below the 1st level. Therefore, we have no signs of a top. Until those support levels break, we must still allow for this **W-3/c** push to continue."



**GOLD Outlook: Long-term (years) BULLISH Target ~6500+. Intermediate term (months) BULLISH ~6500+. Mid-term (weeks) BULLISH ~5300+. Short term (days) BULLISH ~5300+.**

The continued sideways price action means we can keep things as is. The warning/support levels for the Bulls remain at **4680, 4640, 4595, 4545, and 4495**. So far, GOLD has not even closed below the 1st level. Therefore, we have no signs of a top. Until those support levels break, we must still allow for this **W-3/c** push to continue.



**BRENT Outlook: Long-term (years) BULLISH Target ~280. Intermediate term (months) BULLISH. Target ~150+. Mid-term (weeks) BULLISH. Target 150+ Short-term (days) BULLISH. Target 150+**

The first down days since last week. This could mean W-i of W-3 ended, and W-ii, ideally \$101 +/- 1, is underway before W-iii to new highs kicks in. As such, we can keep the warning/support levels for the Bulls at **107, 103, 101, 99, and 96**, which will serve as an early signal that upside targets will not be reached.



## ETF TRADE ALERTS\*

- Short-term System (EoD): Hold time is days to weeks. The trading signal is generated at the EoD.
- Intermediate-term System (EoW): Hold time is weeks to months. The trading signal is generated at the EoW.
- Long-term System (EoM): Hold time is months to years. The trading signal is generated at the EoM.

Green = BUY or SELL,

Purple = Open Position (HOLD),

Yellow = prior action . BUY or SELL),

White = Stay in cash

### DOW JONES\* (DIA, other ETFs are DDM, UDOW)

- Short-term On 05/13: HOLD the position bought 04/01. Buy signal given at 46565.74. UP 6.6%
- Intermediate-term on 05/08: HOLD the position bought 04/17. BUY signal was given at 49447.43. UP 0.2%

### NDX\* (QQQ, other ETFs are QLD, TQQQ)

- Short-term On 05/13: HOLD the position bought 04/06. Buy signal was given at 24192.17. UP 21.4% (!)
- Intermediate-term on 05/08: HOLD the position bought 04/10. BUY signal was given at 25116.34. UP 16.2% (!)

### S&P500\* (SPY, other ETFs are SSO, SPXL)

- Short-term On 05/13: HOLD the position bought 05/08. Signal given at 6575.32. UP 13.2%(!)
- Intermediate-term on 05/08: HOLD the position bought 04/17. BUY signal was given at 7126.06. UP 8.5%

### SEMI-CONDUCTORS\* (SOXX, other ETFs are USD, SOXL).

- Short-term On 05/13: HOLD the position bought 04/01. Buy signal given at 7802.31. UP 53.4% (!)
- Intermediate-term on 05/08: HOLD the position bought 04/10. BUY signal given at 8889.83. UP 32.3% (!)

### S&P600 Small Cap\* (IWM, other ETFs are UWM, TNA).

- Short-term On 05/13: Stay in cash and wait for a new buy signal.
- Intermediate-term on 05/08: HOLD the position bought 04/10. BUY signal was given at 1584.15 UP 6.1%.

### Bitcoin\* (IBIT)

- Short-term On 05/13: HOLD the position bought 05/08. Buy signal was given at 44.47. UP 1.8%
- Intermediate-term on 05/08: HOLD the position bought 04/17. BUY signal was given at 43.94. UP 3.8%

### Ethereum\* (ETHE)

- Short-term On 05/13: Stay in cash and wait for a new buy signal.
- Intermediate-term on 05/08: HOLD the position bought 04/17. BUY signal was given at 19.74. DOWN 5.0%

## MAGNIFICENT 7+ TRADE ALERTS\*

- Short-term System (EoD): Hold time is days to weeks. The trading signal is generated at EoD.
- Intermediate-term System (EoW): Hold time is weeks to months. The trading signal is generated at EoW.
- Long-term System (EoM): Hold time is months to years. The trading signal is generated at EoM.

Green = BUY or SELL,

Purple = Open Position (HOLD),

Yellow = prior action . BUY or SELL),

White = Stay in cash

### AAPL\*

- Short-term On 05/13: HOLD the position bought 03/31. Buy signal given at 253.79. UP 17.1% (!)
- Intermediate-term on 05/08: HOLD the position bought 04/10. Signal given at 260.48. UP 12.5% (!)

### AMZN\*

- **Short-term On 05/13: BUY a position. Buy signal given at 270.13.**
- Intermediate-term on 05/08: Stay in cash and wait for a new buy signal.

### GOOG\*

- Short-term On 05/13: HOLD the position bought 04/01. Buy signal given at 294.90. UP 35.6% (!)
- Intermediate-term on 05/08: HOLD the position bought 04/10. BUY signal was given at 238.38. UP 25.5% (!)

### META\*

- Short-term On 05/13: Stay in cash and wait for a new buy signal.
- Intermediate-term on 05/08: SELL the position bought 04/10. BUY signal was given at 629.65. DOWN 3.2%.

### MSFT\*

- Short-term On 05/13: Stay in cash and wait for a new buy signal.
- Intermediate-term on 05/08: HOLD the position bought 04/17. BUY signal was given at 422.79. DOWN 2.0%

### NFLX\*

- Short-term On 05/13: Stay in cash and wait for a new buy signal.
- Intermediate-term on 05/08: Stay in cash and wait for a new buy signal.

### NVDA\*

- Short-term On 05/13: HOLD the position bought 05/06. Buy signal was given at 207.65. UP 8.6%
- Intermediate-term on 05/08: HOLD the position bought 04/10. BUY signal was given at 188.74. UP 14.0%

### TSLA\*

- Short-term On 05/13: Hold the position bought 05/08. Signal given at 390.82. UP 14.0% (!)
- Intermediate-term on 05/08: HOLD the position bought 05/01. Buy signal was given at 390.82. UP 8.9%

## CRYPTOS TRADE ALERTS \*

*This is a working document because cryptocurrencies trade 24/7, 365 days a year. Check back daily around 4:30 pm PST to see if any signals have been generated. We also aim to provide timely daily updates on weekends, but personal circumstances may prevent this. We appreciate your patience and understanding.*

- Short-term System (EoD): Hold time is days to weeks. The trading signal is generated at EoD.
- Intermediate-term System (EoW): Hold time is weeks to months. The trading signal is generated at EoW.
- Long-term System (EoM): Hold time is months to years. The trading signal is generated at EoM.

Green = BUY or SELL,

Purple = Open Position (HOLD),

Yellow = prior action . BUY or SELL),

White = Stay in cash

### **BinanceCoin (BNB)\***

- Short-term On 05/13 HOLD the position bought 05/05. Buy signal was given at 630.06. UP 6.6%
- Intermediate-term On 05/10 BUY a position. Signal given at 665.03

### **Bitcoin (BTC)\***

- Short-term On 05/13 SELL the position bought 05/08. Buy signal was given at 78229. UP 1.8%
- Intermediate-term On 05/10 HOLD the position bought 04/19. Buy signal was given at 73824.27. UP 11.6%

### **ChainLink (LINK)\***

- Short-term On 05/13 HOLD the position bought 05/04. Buy signal was given at 9.36. UP 9.2%
- Intermediate-term On 05/10 HOLD the position bought 04/26. Buy signal was given at 9.49. UP 13.5%

### **Ethereum (ETH)\***

- Short-term On 05/13: Stay in cash and wait for a new buy signal.
- Intermediate-term On 05/10 HOLD the position bought 04/19. Buy signal was given at 2263.90. UP 2.0%

### **Solana (SOL)\***

- Short-term On 05/13 HOLD the position bought 05/05. Buy signal was given at \$86.28. UP 5.5%
- Intermediate-term On 05/10 BUY a position. Signal given at 96.38.

### **TRON (TRX)\***

- Short-term On 05/13 HOLD the position bought 05/08. Buy signal was given at 0.3269. UP 7.1%
- Intermediate-term On 05/10 HOLD the position bought 03/22. Buy signal was given at \$0.318. UP 13.1%

## \*BACKTESTED TRADING SYSTEM PERFORMANCES

Our new trading systems work best by applying the compounding principle, which involves reinvesting some or all of your profits in the next trade. The more you compound, the better the returns will be. Please review the tables below.

Do not trade positions bought without the system's signals using the system's trading signals. Additionally, please refrain from entering a position when the trade is already in progress; wait for a new trading signal.

These systems operate entirely independently of our analyses. Do not try to combine or correlate them. They track prices and trends based on several parameters, triggering buy, sell, or hold signals via if/then conditions. Sometimes our analysis is correct while the system is wrong, or vice versa. Or both can be right or wrong. Therefore, these systems complement our analyses and represent the ultimate trading experience: simply execute the signal. Refer to the previous page for what trading really is: a mindless, boring process of execution. Nothing more, nothing less.

**The code for these trading systems is available for purchase. Please contact us for pricing details. It is written in Pine Script and can be directly integrated into TradingView, Alpaca, or Interactive Brokers (IBKR), allowing it to manage all your trading needs. Any AI, such as GROK or ChatGPT, can quickly translate code into another language if necessary.**

Year: 2025	SYSTEM					
Index	Short-term	Intermediate-term	Long-term*	Buy-n-Hold (2025)	Long-term**	Buy-n-Hold (2023-25)
SPX	8.5%	16.3%	15.8%	16.4%	43.5%	77.6%
NDX	10.5%	19.4%	18.3%	20.2%	69.1%	128.6%
DOW	4.5%	14.9%	9.0%	13.0%	27.2%	45.1%
SOX	20.9%	64.7%	27.7%	42.2%	85.8%	175.4%
* Only one trade (long entry) was executed in 2025						
**Backtesting from 01-01-2023, as the first long trade closed in March 2025 but was entered in 2023						

Year: 2025	SYSTEM			
STOCK	Short-term	Intermediate-term	Long-term*	Buy-n-Hold (2025)
AAPL	-11.4%	1.8%	18.0%	9.1%
AMZN	-1.5%	-8.7%	46.2%	5.2%
GOOGL	37.4%	89.6%	91.2%	66.0%
META	16.7%	17.6%	119.0%	13.1%
MSFT	9.1%	13.0%	26.2%	15.6%
NFLX	12.9%	11.1%	116.2%	5.3%
NVDA	14.1%	51.5%	157.6%	38.9%
TSLA	18.1%	26.4%	100.9%	11.4%

Year: From Inception	SYSTEM			
Index	Short-term	Intermediate-term	Long-term	Buy-n-Hold
SPX	278587.0%	211376.0%	319189.0%	154122.2%
NDX	1484.0%	6417.0%	11477.0%	20375.2%
DOW	2233433.0%	202999.0%	90204.0%	117126.8%
SOX	6265.0%	5739.4%	16174.8%	3226.1%

*\*Past performance is no guarantee of future results. The trading systems' signals are derived from data believed to be accurate, but such accuracy or completeness cannot be guaranteed. It should not be assumed that such signals, past or future, will be profitable, equal past performance, or ensure future performance or trends, primarily since a human writes these emails and may contain errors and omissions. LAST GENERATED 05/08/2026.*

## REFERAL PROGRAM

*Thank you for being a loyal member.*

*We've simplified our referral program to make it much more rewarding: Share the referral link below with friends, family, or colleagues. When they sign up and become a paid member, you both get 50% off for the two months. The more you refer, the more you save!*

*Your unique referral links:*

**DAILY NEWSLETTER:** [https://www.paypal.com/cgi-bin/webscr?cmd=\\_s-xclick&hosted\\_button\\_id=7QY6NWS2UN4H8](https://www.paypal.com/cgi-bin/webscr?cmd=_s-xclick&hosted_button_id=7QY6NWS2UN4H8).

**MONTHLY NEWSLETTER:** [https://www.paypal.com/cgi-bin/webscr?cmd=\\_s-xclick&hosted\\_button\\_id=JB4CNBDCE292U](https://www.paypal.com/cgi-bin/webscr?cmd=_s-xclick&hosted_button_id=JB4CNBDCE292U)

*It only takes a few seconds to share. Many of our best long-term members came through personal recommendations from people like you.*

*If you have any questions, just email us.*

*Best regards,*

*Arnout & Team*

**THIS COPYRIGHTED MATERIAL IS INTENDED SOLELY FOR USE BY DESIGNATED RECIPIENTS. NO REPRODUCTION, RETRANSMISSION, OR OTHER USE OF THE INFORMATION OR IMAGES IS AUTHORIZED. LEGITIMATE NEWS MEDIA MAY QUOTE REPRESENTATIVE PASSAGES TO REPORT ON MY OPINIONS IN CONTEXT AND WITH FULL ATTRIBUTION. THE ANALYSIS IS DERIVED FROM DATA BELIEVED TO BE ACCURATE, BUT THE ACCURACY OR COMPLETENESS OF THAT DATA CANNOT BE GUARANTEED. IT SHOULD NOT BE ASSUMED THAT OUR ANALYSIS, PAST OR FUTURE, WILL BE PROFITABLE, EQUAL PAST PERFORMANCE, OR GUARANTEE FUTURE PERFORMANCE OR TRENDS. ALL TRADING AND INVESTMENT DECISIONS ARE THE SOLE RESPONSIBILITY OF THE READER. INCLUDING INFORMATION ABOUT MANAGED ACCOUNTS, PROGRAM POSITIONS, AND OTHER INFORMATION IS NOT INTENDED TO BE A RECOMMENDATION OR SOLICITATION. FOR MORE INFORMATION, CONTACT INTELLIGENT INVESTING, LCC AT [INFO@INTELLIGENTINVESTING.MARKET](mailto:INFO@INTELLIGENTINVESTING.MARKET). WE RESERVE THE RIGHT TO REFUSE SERVICE TO ANYONE FOR ANY REASON.**