

INTELLIGENT INVESTING

DAILY NEWSLETTER

STOCK MARKETS, CRYPTOS, GOLD, MINERS & OIL
ETF, CRYPTO & MAGNIFICENT 7+ TRADE ALERTS



BY DR. ARNOU TER SCHURE & ASSOCIATES, 03/25/2026

THIS IS A WORKING DOCUMENT. ONCE THE LINK HAS BEEN EMAILED OUT, YOU CAN CHECK BACK AT ANY TIME USING THAT LINK TO SEE IF IT HAS BEEN UPDATED BY CHECKING THE TIMESTAMP: **VERSION 1, LAST UPDATED ON 03/25 AT 2:15 PM PST. ALL SECTIONS ARE UP TO DATE.**

TABLE OF CONTENTS

STOCKMARKETS	III
DOW	III
SMALL	IV
SOX	V
SP500	VI
NDX	VII
MARKET BREADTH	VIII
CRYPTO CURRENCIES & MINERS	IX
RIOT	IX
GOLD, MINERS & OIL	X
GDX	X
GDXJ	XI
GOLD	XII
OIL (BRENT)	XIII
ETF TRADE ALERTS	XIV
MAGNIFICENT 7+ TRADE ALERTS	XV
CRYPTO TRADE ALERTS	XVI
BACKTESTED TRADING SYSTEM PERFORMANCES	XVII
REFERAL PROGRAM	XVIII

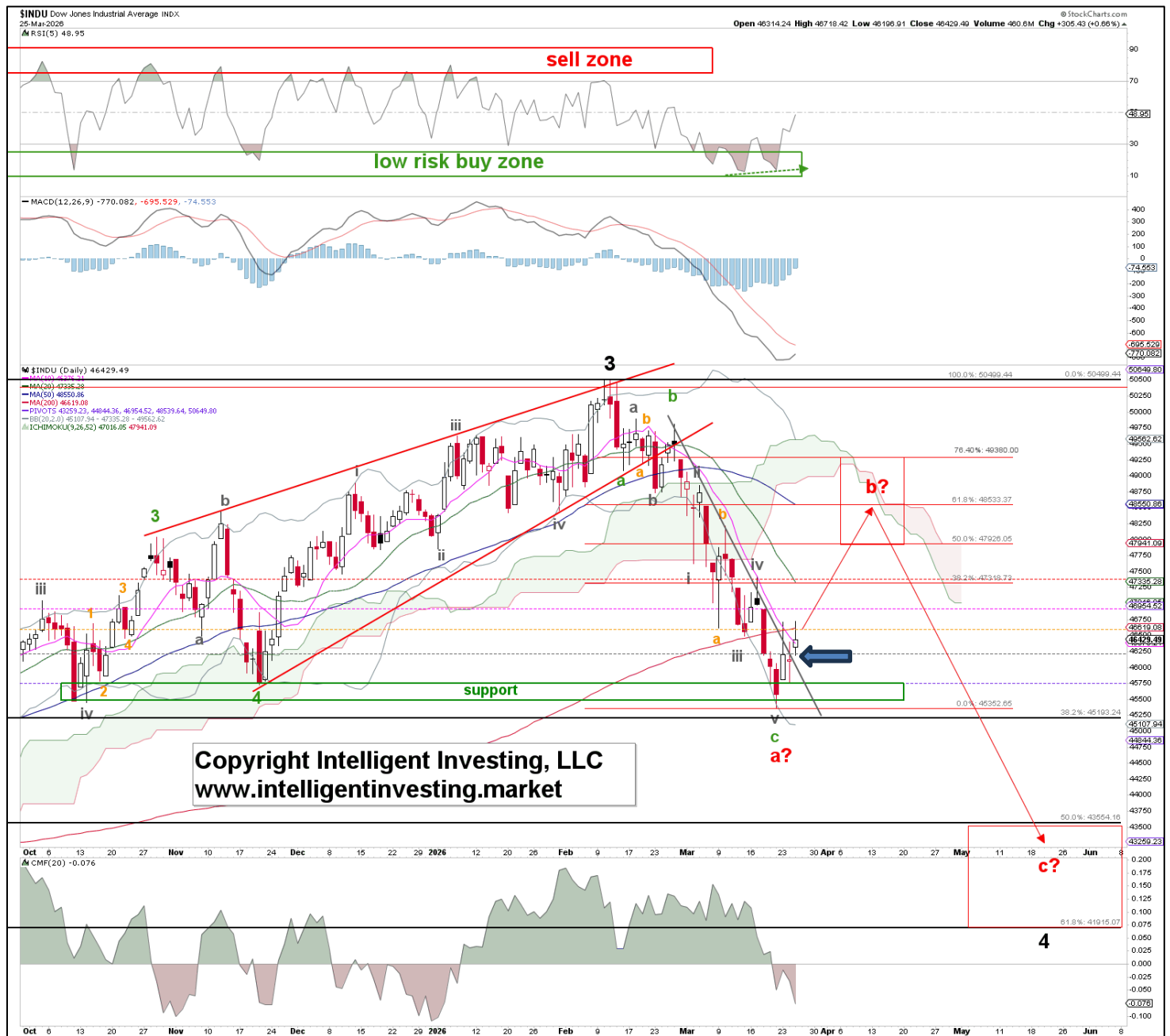
STOCKMARKET

DOW Outlook: Intermediate term (weeks to months) BEARISH. Short term (days) BULLISH

Invalidation levels: 49815, 45369. Targets: 44000+/-1000, 49000

Although the **W-8**, with a final **W-9** ideally around ~\$44500, can still occur unless we see a print above \$47428, today the index closed above the gray downtrend line (blue arrow) that has held all the upside in check since the February 26 (**W-b**) high, adding weight to the evidence **W-a** is already be over, right at the 38.2% retracement of the April-February rally.

So, the final straw to break the bears' back is "hold Friday's low at \$45369 hold, followed by a break above \$47428, to reach around ~\$49000". Overall, please remember that we continue to outline "the potential reward still favors the upside." Thus, we now switch from Neutral to Bullish, also because of the positive signs in the small caps market, which has moved in tandem, and market breadth, while keeping the warning levels for the Bears at **45733, 46247, 46615, 46913, and 47428**.



SMALL Outlook: Intermediate term (weeks to months) BEARISH. Short term (days) BULLISH

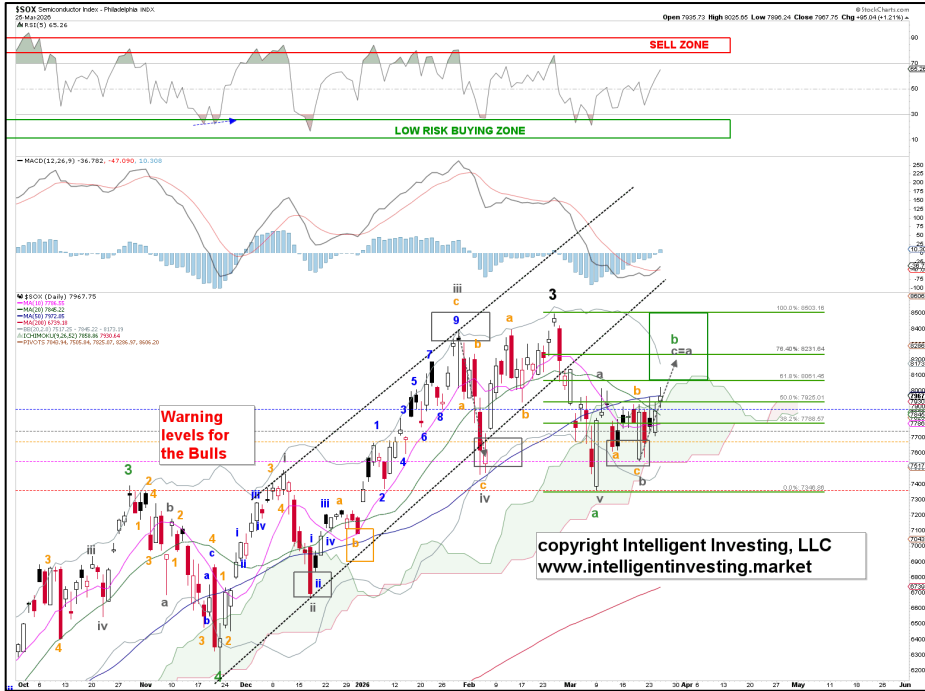
Invalidation levels: 1627, 1459. Targets: 1450, 1550-1600

Today's third consecutive up day adds even more weight to the evidence that the **W-b** is underway, as that pesky \$1518 finally gave way. Thus, our bullish stance remains correct.

So, things remain straightforward: if Friday's low at \$1459 holds, we can allow for \$ 1550-1600. Below it targets the 200d SMA once again. The warning levels for the Bulls are now presented and set at: **1505, 1497, 1486, 1474, 1459.**



SOX Outlook: Intermediate term (weeks to months) BULLISH. Short term (days to weeks) BULLISH.
Invalidation levels: 7363, 7363. Targets: 8850+, 8200-8400



No changes: the W-c is most likely underway to ideally \$8200-400. The warning levels are now switch to the Bulls and set at **7881, 7734, 7673, 7548**, and **7363**.

Although we recently relegated it to the "possibilities" bin, we want to rekindle the W-5 scenario targeting 8850-9300+.

Regardless, both options look for higher prices, and the ideal bounce target zone of 8200-8400 has not even been reached yet.



SP500 Outlook: Intermediate term (weeks to months) BEARISH. Short term (days to weeks) BULLISH
Invalidation levels: 7122, 6473. Targets: 5800+/-300, 6800-7120.



No changes from yesterday! "if Friday's low holds, with a possible retrace to ~6550+/-25 first for W-2/b, a breakout above [Monday's] high will target 6760+/-60 for W-3/c. See the 1st chart." This is our preferred scenario when adding in the positive developments with market breadth (see pages 8-9)

Meanwhile, yesterday, the index reached 6525 but has yet to break above 6651. So, the alternative option (see the 2nd chart) remains on the table.

Thus, the Bulls' warning levels remain at **6574, 6550, 6532, 6502, 6473**.

Below Friday's low and the W-v can still subdivide as shown in the 2nd chart. This is our alternative, as this POTENTIAL subdivision is only operable on that break below Friday's low and can then target ~6390.

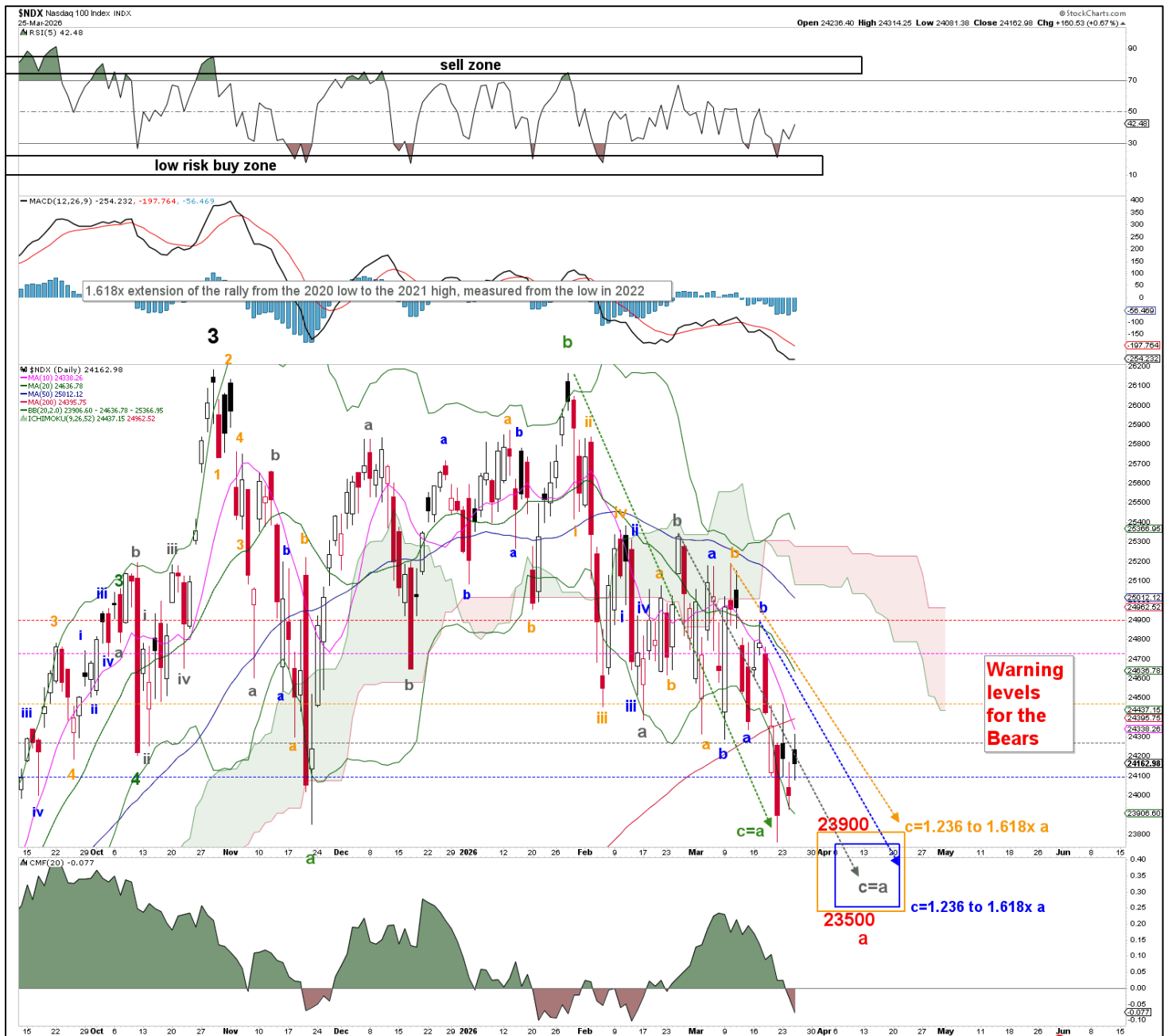
The warning levels for the Bears are **6557, 6606, 6636, 6670, 6754**.



NDX Outlook: Intermediate term (weeks to months) BEARISH. Short term (days to weeks) NEUTRAL.
Invalidation levels: 26610, 24462 & 23760. Targets: 21750+/-500, 23500 & 26600.

Not much progress since Monday, so we can keep things exactly as is.

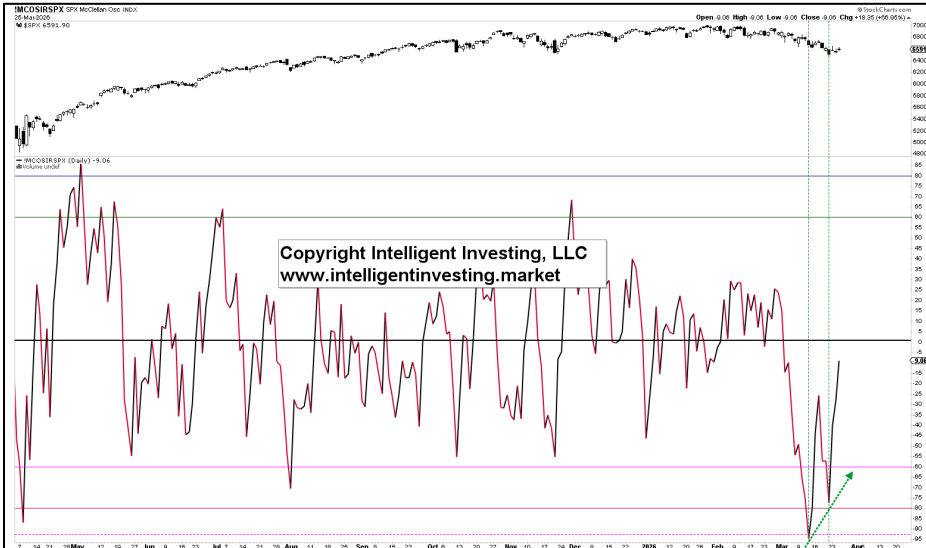
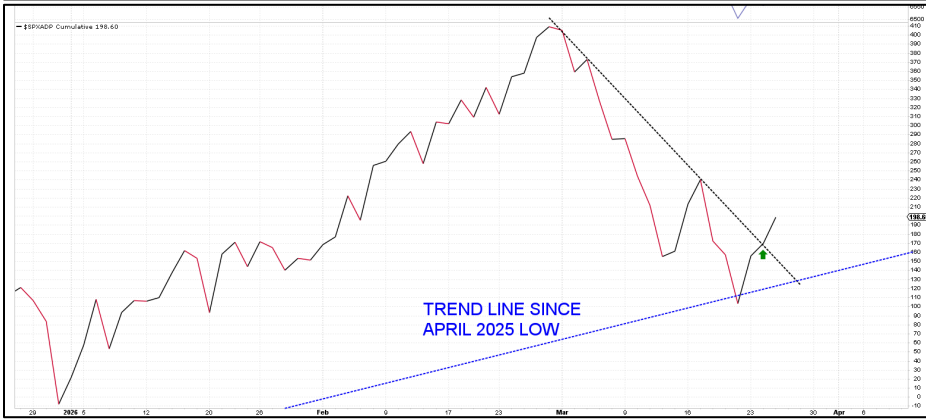
“The ideal \$23500-900 target zone, based on several Fib-extensions, was reached on Friday, assuming we correctly interpreted that February mess. [Monday’s] strong reversal is the first sign that the sustainable low is in. So, for the Bulls, it is simple: Friday’s low at 23760 must hold, or else 23500 is next. Meanwhile, the warning levels for the Bears remain at: 24100, 24267, 24462, 25727, 24884. Above 24462 will greatly help in telling whether the low (W-a) is in; it was tagged [on Monday] to the T (24465), but there is still no daily close above it.”



MARKET BREADTH Outlook: Intermediate term (weeks to months) **BULLISH**.

The most important market breadth indicator, the cumulative NYSE's A/D line, broke out above the red downtrend: **bullish**. Now it still faces resistance at the orange one. A break above it adds considerably more weight to the evidence that the B-wave bounce into late April is underway. Meanwhile, yesterday's breakout on the S&P 500's A/D line was confirmed today. **Bullish**. Lastly, the McClellan Oscillator for the SP500 (SPXMO) had positive divergence at Friday's low and continued to increase. **Bullish**.

Overall, these signals support higher prices in support of our preferred EWP counts



CRYPTO CURRENCIES

RIOT Outlook: Intermediate term (weeks to months) BULLISH. Short term (days to weeks) BULLISH.

Invalidation levels: 6.20, 11.81. Targets: 45-50, 22-23

As BTC and ETH are still barely moving, while remaining above their critical warning levels, let's recap on RIOT as the price action of late is constructive.

It appears RIOT completed a green leading diagonal W-1/a in February and a double zigzag W-2/b on Friday contingent on holding above Friday's low. A break above the 50d SMA and daily Ichimoku Cloud (15.65ish) will greatly enhance our bullish view that the green W-3/c is underway. Thus, the warning levels for the Bullscan be set at **14.47, 14.03, 13.68, 13.01, 11.81**.



GOLD, MINERS & OIL

GDJ Outlook: Intermediate term (months+) BULLISH. Short term (days to weeks) BEARISH.

Invalidation levels: 67, 98. Targets: 200+, 72.5-75.5.

The **W-iv** of **W-c** is now underway, followed by a **W-v** as shown (bounce to ~\$90+/-2.5, down to ~\$72-75). But above \$92, the odds increase that the larger **W-iv** has already been completed. Warning levels for the Bears remain at **83, 88, 92, 98, and 106.**



GDJ Outlook: Intermediate term (months+) BULLISH. Short term (days to weeks) BEARISH.

Invalidation levels: 67, 142. Targets: 200+, ~95.

The W-iv of W-c is now underway, followed by a W-v as shown (bounce to ~\$120+/-5, down to ~\$95+/-5). But above \$128, the odds increase that the larger W-iv has already been completed. Warning levels for the Bears remain at **110, 116, 122, 127, and 142.**



GOLD Outlook: Intermediate term (months+) BULLISH. Short term (weeks) BEARISH.

Invalidation levels: 3260, 5238. Targets: 6500+, 4000+/-100.

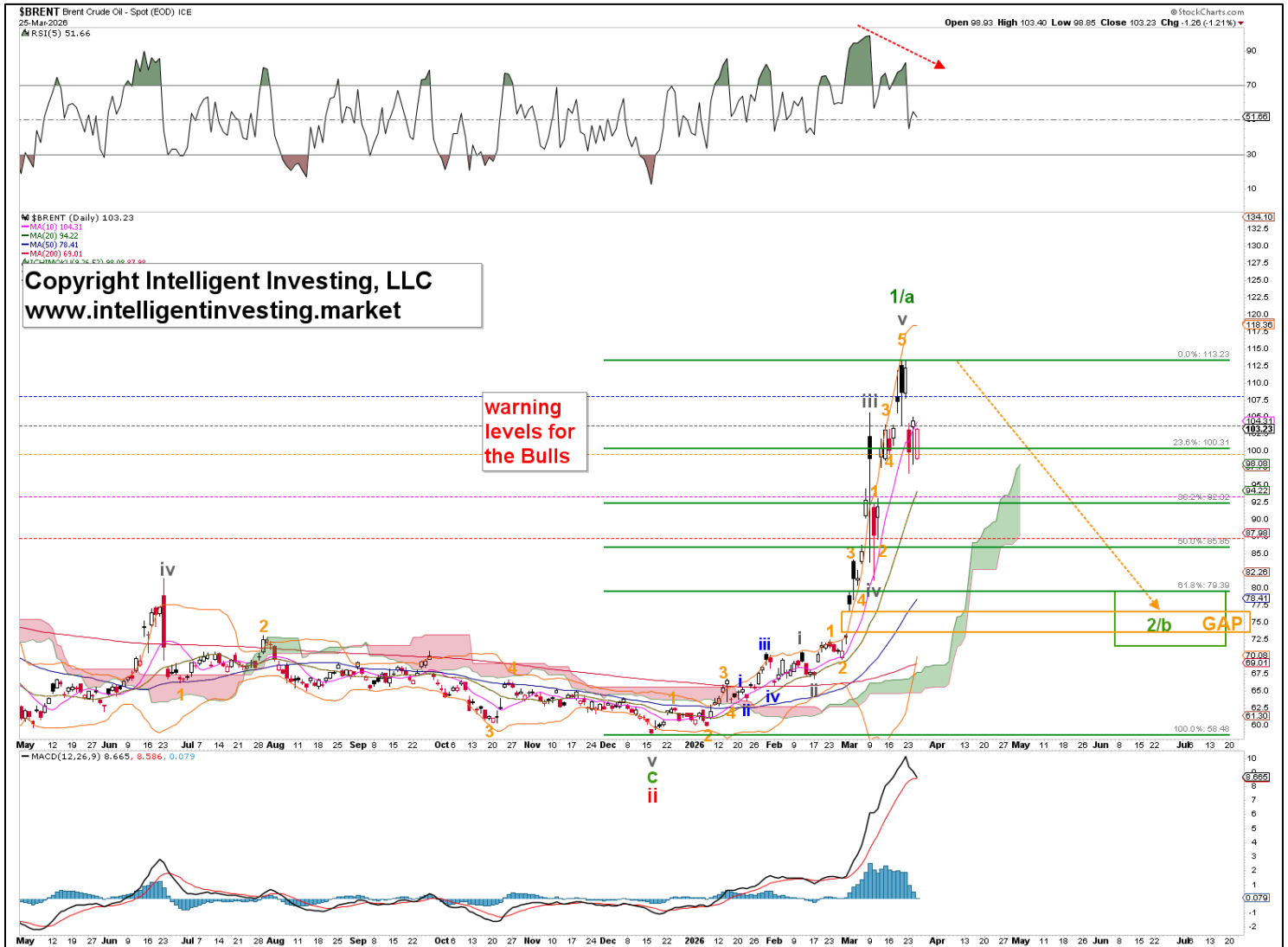
The more pronounced **W-4, 5** scenario, as **C**-waves most often comprise five waves, appears still to unfold, with the **W-4** (a bounce to around \$4700 +/- 100), now underway, followed by a final drop (**W-5**) to around \$3900 +/- 100. As such, the warning levels for the bears are changed to **4477, 4650, 4867, 5044, and 5238**.



BRENT Outlook: Intermediate term (months) BULLISH. Short term (days to weeks) BEARISH.

Invalidation levels: 59, 113. Targets: 150+, ~75+

Yesterday, we showed using UCO that the last 5th wave cannot yet be excluded, but for now, stick to our forecast that “W-v of W-1 ... to ideally 110-115” was correct as BRENT topped at \$113 last week. Although only the 2nd warning level for the bulls (108, 104, 99, 93, and 88) was broken on a daily close today, BRENT did stab below the 3rd level, so odds have increased that the W-1/a completed last week. A gap fill at around \$108 should not come as a surprise, while a drop below Monday’s low can target ~\$85. Thus for now, short-term, things are neutral at best. The biggest gains appear to be behind us for now.



ETF TRADE ALERTS*

- Short-term System (EoD): Hold time is days to weeks. The trading signal is generated at the EoD.
- Intermediate-term System (EoW): Hold time is weeks to months. The trading signal is generated at the EoW.
- Long-term System (EoM): Hold time is months to years. The trading signal is generated at the EoM.

Green = BUY or SELL,

Purple = Open Position (HOLD),

Yellow = prior action . BUY or SELL),

White = Stay in cash

DOW JONES* (DIA, other ETFs are DDM, UDOW)

- Short-term On 03/25: Stay in cash and wait for a new signal.
- Intermediate-term on 03/20: Stay in cash and wait for a new buy signal.

NDX* (QQQ, other ETFs are QLD, TQQQ)

- Short-term On 03/25: Stay in cash and wait for a new signal.
- Intermediate-term on 03/20: Stay in cash and wait for a new buy signal.

S&P500* (SPY, other ETFs are SSO, SPXL)

- Short-term On 03/25: Stay in cash and wait for a new signal.
- Intermediate-term on 03/20: Stay in cash and wait for a new buy signal.

SEMI-CONDUCTORS* (SOXX, other ETFs are USD, SOXL).

- Short-term On 03/25: HOLD the position bought 03/24. Buy signal given at 7872.71. UP 1.2%
- Intermediate-term on 03/20: Stay in cash and wait for a new buy signal.

S&P600 Small Cap* (IWM, other ETFs are UWM, TNA).

- Short-term On 03/25: BUY a position. Buy signal given at 1523.64.
- Intermediate-term on 03/20: Stay in cash and wait for a new buy signal.

Bitcoin* (IBIT)

- Short-term On 03/25: Stay in cash and wait for a new signal.
- Intermediate-term on 03/20: Stay in cash and wait for a new buy signal.

Ethereum* (ETHE)

- Short-term On 03/25: BUY a position. Buy signal given at 17.67.
- Intermediate-term on 03/20: Stay in cash and wait for a new buy signal.

MAGNIFICENT 7+ TRADE ALERTS*

- Short-term System (EoD): Hold time is days to weeks. The trading signal is generated at EoD.
- Intermediate-term System (EoW): Hold time is weeks to months. The trading signal is generated at EoW.
- Long-term System (EoM): Hold time is months to years. The trading signal is generated at EoM.

Green = BUY or SELL,

Purple = Open Position (HOLD),

Yellow = prior action . BUY or SELL),

White = Stay in cash

AAPL*

- Short-term On 03/25: Stay in cash and wait for a new signal.
- Intermediate-term on 03/20: Stay in cash and wait for a new buy signal.

AMZN*

- **Short-term On 03/25: BUY a position. Buy signal given at 211.71.**
- Intermediate-term on 03/20: Stay in cash and wait for a new buy signal.

GOOG*

- Short-term On 03/25: Stay in cash and wait for a new signal.
- Intermediate-term on 03/20: Stay in cash and wait for a new buy signal.

META*

- Short-term On 03/25: Stay in cash and wait for a new signal.
- Intermediate-term on 03/20: Stay in cash and wait for a new buy signal.

MSFT*

- Short-term On 03/25: Stay in cash and wait for a new signal.
- Intermediate-term on 03/20: Stay in cash and wait for a new buy signal.

NFLX*

- Short-term On 03/25: Stay in cash and wait for a new signal.
- **Intermediate-term on 03/20: HOLD the position bought 02/27. Buy signal was given at 96.24. DOWN 4.9%**

NVDA*

- Short-term On 03/25: Stay in cash and wait for a new signal.
- Intermediate-term on 03/20: Stay in cash and wait for a new buy signal.

TSLA*

- Short-term On 03/25: Stay in cash and wait for a new signal.
- Intermediate-term on 03/20: Stay in cash and wait for a new buy signal.

CRYPTOS TRADE ALERTS *

This is a working document because cryptocurrencies trade 24/7, 365 days a year. Check back daily around 4:30 pm PST to see if any signals have been generated. We also aim to provide timely daily updates on weekends, but personal circumstances may prevent this. We appreciate your patience and understanding.

- Short-term System (EoD): Hold time is days to weeks. The trading signal is generated at EoD.
- Intermediate-term System (EoW): Hold time is weeks to months. The trading signal is generated at EoW.
- Long-term System (EoM): Hold time is months to years. The trading signal is generated at EoM.

Green = BUY or SELL,

Purple = Open Position (HOLD),

Yellow = prior action . BUY or SELL),

White = Stay in cash

BinanceCoin (BNB)*

- Short-term On 03/25: Stay in cash and wait for a new signal.
- Intermediate-term System: On 03/22 Stay in cash and wait for a new buy signal.

Bitcoin (BTC)*

- **Short-term On 03/25: BUY a position. Signal given at 71045.94.**
- Intermediate-term System On 03/22: Stay in cash and wait for a new buy signal.

ChainLink (LINK)*

- **Short-term On 03/25: BUY a position. Signal given at 9.33**
- Intermediate-term System On 03/22: Stay in cash and wait for a new buy signal.

Ethereum (ETH)*

- **Short-term On 03/25: BUY a position. Signal given at 2167.37.**
- Intermediate-term System On 03/22 Stay in cash and wait for a new buy signal.

Solana (SOL)*

- **Short-term On 03/25: HOLD the position bought 03/24. Signal given at \$90.77. UP 0.8%**
- Intermediate-term System On 03/22: Stay in cash and wait for a new buy signal.

TRON (TRX)*

- **Short-term On 03/25: HOLD the position bought 03/04. Buy signal was given at \$0.2871. UP 9.6% (!)**
- **Intermediate-term System On 03/22: BUY a position. Signal given at \$0.318.**

*BACKTESTED TRADING SYSTEM PERFORMANCES

Our new trading systems work best by applying the compounding principle, which involves reinvesting some or all of your profits in the next trade. The more you compound, the better the returns will be. Please review the tables below.

Do not trade positions bought without the system's signals using the system's trading signals. Additionally, please refrain from entering a position when the trade is already in progress; wait for a new trading signal.

These systems operate entirely independently of our analyses. Do not try to combine or correlate them. They track prices and trends based on several parameters, triggering buy, sell, or hold signals via if/then conditions. Sometimes our analysis is correct while the system is wrong, or vice versa. Or both can be right or wrong. Therefore, these systems complement our analyses and represent the ultimate trading experience: simply execute the signal. Refer to the previous page for what trading really is: a mindless, boring process of execution. Nothing more, nothing less.

The code for these trading systems is available for purchase. Please contact us for pricing details. It is written in Pine Script and can be directly integrated into TradingView, Alpaca, or Interactive Brokers (IBKR), allowing it to manage all your trading needs. Any AI, such as GROK or ChatGPT, can quickly translate code into another language if necessary.

Year: 2025	SYSTEM					
Index	Short-term	Intermediate-term	Long-term*	Buy-n-Hold (2025)	Long-term**	Buy-n-Hold (2023-25)
SPX	8.5%	16.3%	15.8%	16.4%	43.5%	77.6%
NDX	10.5%	19.4%	18.3%	20.2%	69.1%	128.6%
DOW	4.5%	14.9%	9.0%	13.0%	27.2%	45.1%
SOX	20.9%	64.7%	27.7%	42.2%	85.8%	175.4%
* Only one trade (long entry) was executed in 2025						
**Backtesting from 01-01-2023, as the first long trade closed in March 2025 but was entered in 2023						

Year: 2025	SYSTEM			
STOCK	Short-term	Intermediate-term	Long-term*	Buy-n-Hold (2025)
AAPL	-11.4%	1.8%	18.0%	9.1%
AMZN	-1.5%	-8.7%	46.2%	5.2%
GOOGL	37.4%	89.6%	91.2%	66.0%
META	16.7%	17.6%	119.0%	13.1%
MSFT	9.1%	13.0%	26.2%	15.6%
NFLX	12.9%	11.1%	116.2%	5.3%
NVDA	14.1%	51.5%	157.6%	38.9%
TSLA	18.1%	26.4%	100.9%	11.4%

Year: From Inception	SYSTEM			
Index	Short-term	Intermediate-term	Long-term	Buy-n-Hold
SPX	278587.0%	211376.0%	319189.0%	154122.2%
NDX	1484.0%	6417.0%	11477.0%	20375.2%
DOW	2233433.0%	202999.0%	90204.0%	117126.8%
SOX	6265.0%	5739.4%	16174.8%	3226.1%

**Past performance is no guarantee of future results. The trading systems' signals are derived from data believed to be accurate, but such accuracy or completeness cannot be guaranteed. It should not be assumed that such signals, past or future, will be profitable, equal past performance, or ensure future performance or trends, primarily since a human writes these emails and may contain errors and omissions. LAST GENERATED 03/20/2026.*

REFERAL PROGRAM

For every person you refer who signs up for our top-tier newsletter and pays the trial fee of \$49.99, you earn a 50% discount on your next monthly payment, worth up to \$49.99. Invite family, friends, colleagues, neighbors, or anyone interested in the financial markets and eager to stay ahead. If you refer two people each month, your discount covers 100% of your next payment. And if you refer more than two, you can start earning money!

After signing up, all referrals must send us an email that includes your name and email address so that we can verify this information against our records.

Spread the word!

THIS COPYRIGHTED MATERIAL IS INTENDED SOLELY FOR USE BY DESIGNATED RECIPIENTS. NO REPRODUCTION, RETRANSMISSION, OR OTHER USE OF THE INFORMATION OR IMAGES IS AUTHORIZED. LEGITIMATE NEWS MEDIA MAY QUOTE REPRESENTATIVE PASSAGES TO REPORT ON MY OPINIONS IN CONTEXT AND WITH FULL ATTRIBUTION. THE ANALYSIS IS DERIVED FROM DATA BELIEVED TO BE ACCURATE, BUT THE ACCURACY OR COMPLETENESS OF THAT DATA CANNOT BE GUARANTEED. IT SHOULD NOT BE ASSUMED THAT OUR ANALYSIS, PAST OR FUTURE, WILL BE PROFITABLE, EQUAL PAST PERFORMANCE, OR GUARANTEE FUTURE PERFORMANCE OR TRENDS. ALL TRADING AND INVESTMENT DECISIONS ARE THE SOLE RESPONSIBILITY OF THE READER. INCLUDING INFORMATION ABOUT MANAGED ACCOUNTS, PROGRAM POSITIONS, AND OTHER INFORMATION IS NOT INTENDED TO BE A RECOMMENDATION OR SOLICITATION. FOR MORE INFORMATION, CONTACT INTELLIGENT INVESTING, LCC AT INFO@INTELLIGENTINVESTING.MARKET. WE RESERVE THE RIGHT TO REFUSE SERVICE TO ANYONE FOR ANY REASON.