

INTELLIGENT INVESTING

DAILY NEWSLETTER

STOCK MARKETS, CRYPTOS, GOLD, MINERS & OIL
ETF, CRYPTO & MAGNIFICENT 7+ TRADE ALERTS



BY DR. ARNOU TER SCHURE & ASSOCIATES, 04/06/2026

THIS IS A WORKING DOCUMENT. ONCE THE LINK HAS BEEN EMAILED OUT, YOU CAN CHECK BACK AT ANY TIME USING THAT LINK TO SEE IF IT HAS BEEN UPDATED BY CHECKING THE TIMESTAMP: **VERSION 1, LAST UPDATED ON 04/06 AT 4:05 PM PST. ALL SECTIONS ARE UP TO DATE.**

TABLE OF CONTENTS

INTRODUCTION	III
STOCKMARKETS	IV
SP500	IV
CRYPTO CURRENCIES & MINERS	V
BTC	V
ETH	VI
GOLD, MINERS & OIL	VII
GOLD	VII
BRENT	VIII
ETF TRADE ALERTS	IX
MAGNIFICENT 7+ TRADE ALERTS	X
CRYPTO TRADE ALERTS	XI
BACKTESTED TRADING SYSTEM PERFORMANCES	XII
REFERAL PROGRAM	XIII

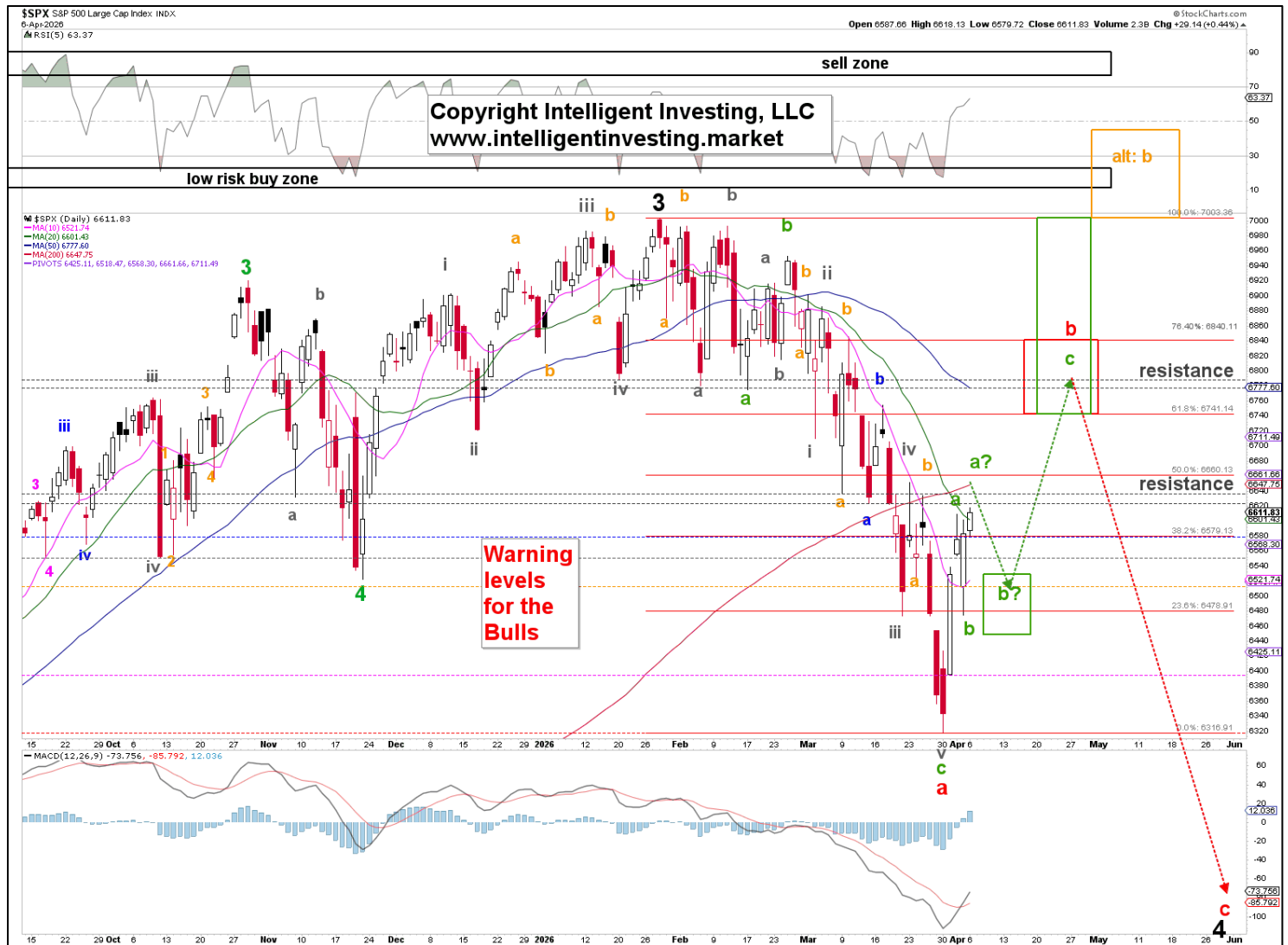
INTRODUCTION

In today's update, we keep it very simple and focus only on the SP500, since "as the SP500 goes, so will all the other indexes."

What we do know is that the W-b (bounce) always comprises three waves: **a-b-c**. What we are uncertain about is if the **W-a** and **W-b** of the larger three-wave **W-b** finished last week, and if, therefore, the **W-c** to 6780-6950 is already in progress. It may also be that the **W-a** is subdividing, meaning **W-a** and **W-b** of **W-a** are finished, and now **W-c** of **W-a** is in progress, to ideally 6650/-25, with **W-b** and **W-c** still to come. Why? Because **A-waves** often comprise three waves (flat = **A-B-C**= 3-3-5, triangle = **A-B-C**= 3-3-3), but can also be five waves (zigzag = **A-B-C**=5-3-5).

So, while the expectation for the **B-wave** pullback was met last week with the drop to SPX6474, it's not clear if that's the end because we want to count that **W-b** as a down day on the daily chart. That also fits better with seasonality, which shows April 6-7 +/-3 days as down days. So, if tomorrow and/or Wednesday are down days, then we'll know that is the **W-b**, and **W-c** of **W-b** will follow. Other than that, beggars can't be choosers, and if the index continues to grind higher, above resistance (see below), then **W-c** is already in progress. SIMPLE.

These are the unfortunate uncertainties we must deal with when assessing the ever-more-variable short-term, and why the intermediate-term is easier: **W-b** is underway. So please bear with us as we navigate this complex bounce, knowing that even if we see a multiday pullback, it will still be followed by a multi-day rally to the green **W-c**/red **W-b** target zone.



STOCKMARKET

SPX Outlook: Long-term (years) BULLISH Target ~8000. Intermediate term (months) BEARISH Target ~5800. Mid-term (weeks) BULLISH Target ~6800. Short term (days) BULLISH. Target ~6800



W-a of **W-b** is still underway, either as subdividing three waves (chart 1) or as subdividing five waves (chart 2).

The former targets 6655-6765, whereas the latter ideally targets 6625-6680. Thus, the 6655 level seems like a logical target (**c = a** at 6655 and **v = i** x 176.40% at 6645 extensions). It then requires a drop below 6540 to signal **W-b** is underway.

Thus, we set the warning levels for the Bulls at **6590, 6545, 6474, 6395, 6316**.



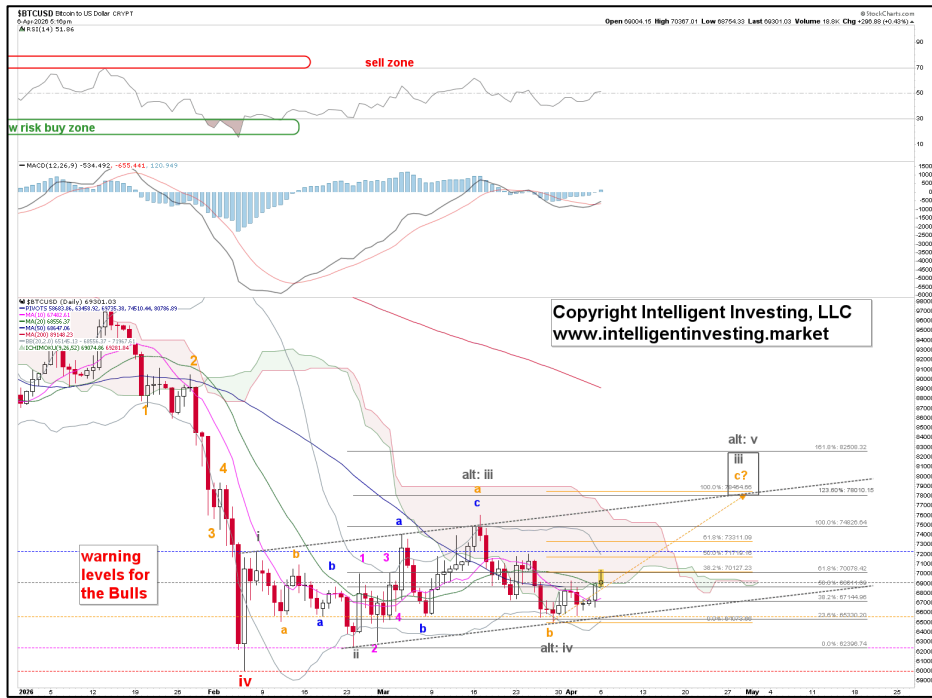
The more immediate bullish alternative is that the **W-c** of **W-b** is already underway, targeting 6780-6950, depending on which extension the market chooses. Hence, why we say: **W-b** to ~6800 +/- 100.

The warning levels for the Bulls for this wave count are the same.



CRYPTO CURRENCIES

BTC Outlook: Long-term (years) ULLISH Target ~164K+. Intermediate term (months) BULLISH ~95K. Mid-term (weeks) NEUTRAL Target ~55-75K Short term (days) NEUTRAL Target 55-85K.



Sharing the two POTENTIALS that are unfortunately still in the chart, as BTC has essentially flatlined.

But, BTC is back above its 10, 20, and 50d SMA, but still below its Cloud, so we must now become neutral and continue to track both options until we finally get the all-clear sign...



ETH Outlook: Long-term (years) BULLISH Target ~9K+. Intermediate term (months) BULLISH ~3.3K. Mid-term (weeks) NEUTRAL Target ~1550-2550. Short term (days) NEUTRAL Target 1500-2500.



Sharing the two POTENTIALS that are unfortunately still in the chart, as ETH has essentially flatlined. But, ETH is back above its 10, 20, and 50d SMA, but still below its Cloud, so we must now become neutral and continue to track both options until we finally get the all-clear sign.

This is unfortunately all we can say about BTC and ETH at this stage, as they remain rather lifeless and thus inconclusive over the short-term



GOLD, MINERS & OIL

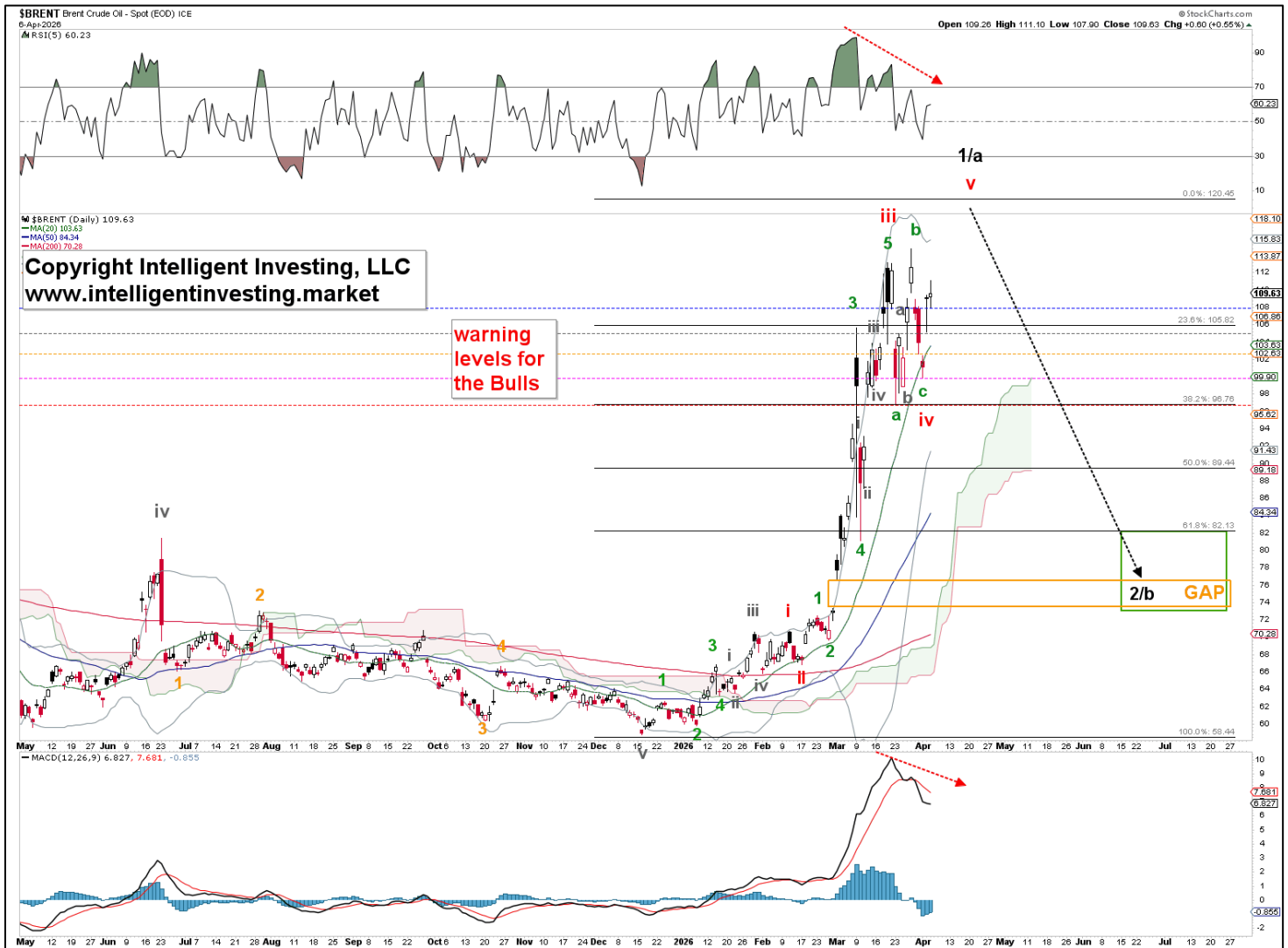
GOLD Outlook: Long-term (years) BULLISH Target ~6500+. Intermediate term (months) BULLISH ~6500+. Mid-term (weeks) NEUTRAL Target ~4100-5100. Short term (days) BULLISH Target ~5200.

While GOLD can technically still allow for a final 5th-wave lower, as it remains in the ideal (blue) **W-4** box, we must acknowledge that the GLD count we carry (shown as gray **W-i, ii, iii, iv, v**) remains an option. So, the warning levels for the Bulls remain at **4674, 4580, 4418, 4305, and 4098.**



BRENT Outlook: Long-term (years) BULLISH Target ~280. Intermediate term (months) BEARISH Target ~75. Mid-term (weeks) BEARISH Target ~75. Short term (days) BULLISH Target ~120

An irregular running flat **W-iv**, $c < a < b$, ended and **W-v** is now underway. So, as BRENT is wrapping up its **W-1/a**, we're entering the realm of "one more wave or not..." Thus, we move the warning levels for the Bulls to **108, 105, 103, 100, and 96**, which allows us a very tight stop to avoid getting caught in the black **W-2/b** decline.



ETF TRADE ALERTS*

- Short-term System (EoD): Hold time is days to weeks. The trading signal is generated at the EoD.
- Intermediate-term System (EoW): Hold time is weeks to months. The trading signal is generated at the EoW.
- Long-term System (EoM): Hold time is months to years. The trading signal is generated at the EoM.

Green = BUY or SELL,

Purple = Open Position (HOLD),

Yellow = prior action . BUY or SELL),

White = Stay in cash

DOW JONES* (DIA, other ETFs are DDM, UDOW)

- Short-term On 04/06: HOLD the position bought 04/01. Buy signal given at 46565.74. UP 0.3%
- Intermediate-term on 04/02: Stay in cash and wait for a new buy signal.

NDX* (QQQ, other ETFs are QLD, TQQQ)

- Short-term On 04/06: BUY a position. Signal given at 24192.17.
- Intermediate-term on 04/02: Stay in cash and wait for a new buy signal.

S&P500* (SPY, other ETFs are SSO, SPXL)

- Short-term On 04/06: HOLD the position bought 04/02. Signal given at 6575.32. UP 0.5%.
- Intermediate-term on 04/02: Stay in cash and wait for a new buy signal.

SEMI-CONDUCTORS* (SOXX, other ETFs are USD, SOXL).

- Short-term On 04/06: HOLD the position bought 04/01. Buy signal given at 7802.31. UP 1.5%.
- Intermediate-term on 04/02: Stay in cash and wait for a new buy signal.

S&P600 Small Cap* (IWM, other ETFs are UWM, TNA).

- Short-term On 04/06: HOLD the position bought 03/31. Buy signal was given at 1513.23. UP 1.5%
- Intermediate-term on 04/02: Stay in cash and wait for a new buy signal.

Bitcoin* (IBIT)

- Short-term On 04/06: BUY a position. Signal given at 39.52.
- Intermediate-term on 04/02: Stay in cash and wait for a new buy signal.

Ethereum* (ETHE)

- Short-term On 04/06: HOLD the position bought 04/01. Buy signal given at 17.43. UP 0.1%
- Intermediate-term on 04/02: Stay in cash and wait for a new buy signal.

MAGNIFICENT 7+ TRADE ALERTS*

- Short-term System (EoD): Hold time is days to weeks. The trading signal is generated at EoD.
- Intermediate-term System (EoW): Hold time is weeks to months. The trading signal is generated at EoW.
- Long-term System (EoM): Hold time is months to years. The trading signal is generated at EoM.

Green = BUY or SELL,

Purple = Open Position (HOLD),

Yellow = prior action . BUY or SELL),

White = Stay in cash

AAPL*

- Short-term On 04/06: HOLD the position bought 03/31. Buy signal given at 253.79. UP 1.2%
- Intermediate-term on 04/02: Stay in cash and wait for a new buy signal.

AMZN*

- Short-term On 04/06: HOLD the position bought 04/01. Buy signal given at 210.57. UP 1.1%.
- Intermediate-term on 04/02: Stay in cash and wait for a new buy signal.

GOOG*

- Short-term On 04/06: HOLD the position bought 04/01. Buy signal given at 294.90. UP 0.9%
- Intermediate-term on 04/02: Stay in cash and wait for a new buy signal.

META*

- Short-term On 04/06: Stay in cash and wait for a new signal.
- Intermediate-term on 04/02: Stay in cash and wait for a new buy signal.

MSFT*

- Short-term On 04/06: BUY a position. Signal given at 372.88
- Intermediate-term on 04/02: Stay in cash and wait for a new buy signal.

NFLX*

- Short-term On 04/06: HOLD the position bought 03/31. BUY signal was given at 96.15. UP 2.7%
- Intermediate-term on 04/02: HOLD the position bought 02/27. Buy signal was given at 96.24. UP 2.1%

NVDA*

- Short-term On 04/06: HOLD the position bought 04/02. BUY signal was given at 177.39. UP 0.1%
- Intermediate-term on 04/02: Stay in cash and wait for a new buy signal.

TSLA*

- Short-term On 04/06: Stay in cash and wait for a new signal.
- Intermediate-term on 04/02: Stay in cash and wait for a new buy signal.

CRYPTOS TRADE ALERTS *

This is a working document because cryptocurrencies trade 24/7, 365 days a year. Check back daily around 4:30 pm PST to see if any signals have been generated. We also aim to provide timely daily updates on weekends, but personal circumstances may prevent this. We appreciate your patience and understanding.

- Short-term System (EoD): Hold time is days to weeks. The trading signal is generated at EoD.
- Intermediate-term System (EoW): Hold time is weeks to months. The trading signal is generated at EoW.
- Long-term System (EoM): Hold time is months to years. The trading signal is generated at EoM.

Green = BUY or SELL,

Purple = Open Position (HOLD),

Yellow = prior action . BUY or SELL),

White = Stay in cash

BinanceCoin (BNB)*

- Short-term On 04/06 Stay in cash and wait for a new signal.
- Intermediate-term On 04/05 Stay in cash and wait for a new buy signal.

Bitcoin (BTC)*

- **Short-term On 04/06 BUY a position. Signal given at 68920.59.**
- Intermediate-term On 04/05: Stay in cash and wait for a new buy signal.

ChainLink (LINK)*

- **Short-term On 04/06: BUY a position. Signal given at 8.85.**
- Intermediate-term On 04/05: Stay in cash and wait for a new buy signal.

Ethereum (ETH)*

- **Short-term On 04/06: BUY a position. Signal given at 2113.95.**
- Intermediate-term On 04/05 Stay in cash and wait for a new buy signal.

Solana (SOL)*

- Short-term On 04/06 Stay in cash and wait for a new signal.
- Intermediate-term On 04/05 Stay in cash and wait for a new buy signal.

TRON (TRX)*

- **Short-term On 04/06 HOLD the position bought 03/04. Buy signal was given at \$0.2871. UP 10.2% (!)**
- **Intermediate-term On 04/05 HOLD the position bought 03/22. Buy signal was given at \$0.318. UP 2.7%**

*BACKTESTED TRADING SYSTEM PERFORMANCES

Our new trading systems work best by applying the compounding principle, which involves reinvesting some or all of your profits in the next trade. The more you compound, the better the returns will be. Please review the tables below.

Do not trade positions bought without the system's signals using the system's trading signals. Additionally, please refrain from entering a position when the trade is already in progress; wait for a new trading signal.

These systems operate entirely independently of our analyses. Do not try to combine or correlate them. They track prices and trends based on several parameters, triggering buy, sell, or hold signals via if/then conditions. Sometimes our analysis is correct while the system is wrong, or vice versa. Or both can be right or wrong. Therefore, these systems complement our analyses and represent the ultimate trading experience: simply execute the signal. Refer to the previous page for what trading really is: a mindless, boring process of execution. Nothing more, nothing less.

The code for these trading systems is available for purchase. Please contact us for pricing details. It is written in Pine Script and can be directly integrated into TradingView, Alpaca, or Interactive Brokers (IBKR), allowing it to manage all your trading needs. Any AI, such as GROK or ChatGPT, can quickly translate code into another language if necessary.

Year: 2025	SYSTEM					
Index	Short-term	Intermediate-term	Long-term*	Buy-n-Hold (2025)	Long-term**	Buy-n-Hold (2023-25)
SPX	8.5%	16.3%	15.8%	16.4%	43.5%	77.6%
NDX	10.5%	19.4%	18.3%	20.2%	69.1%	128.6%
DOW	4.5%	14.9%	9.0%	13.0%	27.2%	45.1%
SOX	20.9%	64.7%	27.7%	42.2%	85.8%	175.4%
* Only one trade (long entry) was executed in 2025						
**Backtesting from 01-01-2023, as the first long trade closed in March 2025 but was entered in 2023						

Year: 2025	SYSTEM			
STOCK	Short-term	Intermediate-term	Long-term*	Buy-n-Hold (2025)
AAPL	-11.4%	1.8%	18.0%	9.1%
AMZN	-1.5%	-8.7%	46.2%	5.2%
GOOGL	37.4%	89.6%	91.2%	66.0%
META	16.7%	17.6%	119.0%	13.1%
MSFT	9.1%	13.0%	26.2%	15.6%
NFLX	12.9%	11.1%	116.2%	5.3%
NVDA	14.1%	51.5%	157.6%	38.9%
TSLA	18.1%	26.4%	100.9%	11.4%

Year: From Inception	SYSTEM			
Index	Short-term	Intermediate-term	Long-term	Buy-n-Hold
SPX	278587.0%	211376.0%	319189.0%	154122.2%
NDX	1484.0%	6417.0%	11477.0%	20375.2%
DOW	2233433.0%	202999.0%	90204.0%	117126.8%
SOX	6265.0%	5739.4%	16174.8%	3226.1%

**Past performance is no guarantee of future results. The trading systems' signals are derived from data believed to be accurate, but such accuracy or completeness cannot be guaranteed. It should not be assumed that such signals, past or future, will be profitable, equal past performance, or ensure future performance or trends, primarily since a human writes these emails and may contain errors and omissions. LAST GENERATED 04/02/2026.*

REFERAL PROGRAM

For every person you refer who signs up for our top-tier newsletter and pays the trial fee of \$49.99, you earn a 50% discount on your next monthly payment, worth up to \$49.99. Invite family, friends, colleagues, neighbors, or anyone interested in the financial markets and eager to stay ahead. If you refer two people each month, your discount covers 100% of your next payment. And if you refer more than two, you can start earning money!

After signing up, all referrals must send us an email that includes your name and email address so that we can verify this information against our records.

Spread the word!

THIS COPYRIGHTED MATERIAL IS INTENDED SOLELY FOR USE BY DESIGNATED RECIPIENTS. NO REPRODUCTION, RETRANSMISSION, OR OTHER USE OF THE INFORMATION OR IMAGES IS AUTHORIZED. LEGITIMATE NEWS MEDIA MAY QUOTE REPRESENTATIVE PASSAGES TO REPORT ON MY OPINIONS IN CONTEXT AND WITH FULL ATTRIBUTION. THE ANALYSIS IS DERIVED FROM DATA BELIEVED TO BE ACCURATE, BUT THE ACCURACY OR COMPLETENESS OF THAT DATA CANNOT BE GUARANTEED. IT SHOULD NOT BE ASSUMED THAT OUR ANALYSIS, PAST OR FUTURE, WILL BE PROFITABLE, EQUAL PAST PERFORMANCE, OR GUARANTEE FUTURE PERFORMANCE OR TRENDS. ALL TRADING AND INVESTMENT DECISIONS ARE THE SOLE RESPONSIBILITY OF THE READER. INCLUDING INFORMATION ABOUT MANAGED ACCOUNTS, PROGRAM POSITIONS, AND OTHER INFORMATION IS NOT INTENDED TO BE A RECOMMENDATION OR SOLICITATION. FOR MORE INFORMATION, CONTACT INTELLIGENT INVESTING, LCC AT INFO@INTELLIGENTINVESTING.MARKET. WE RESERVE THE RIGHT TO REFUSE SERVICE TO ANYONE FOR ANY REASON.