INTELLIGENT INVESTING

DAILY NEWSLETTER

STOCK MARKETS, CRYPTOS, GOLD, MINERS & OIL
ETF, CRYPTO & MAGNIFICENT 7+ TRADE ALERTS

BY DR. ARNOUT TER SCHURE & ASSOCIATES, 02/16/2026

THIS IS A WORKING DOCUMENT. ONCE THE LINK HAS BEEN EMAILED OUT, YOU CAN CHECK BACK AT ANY TIME USING THAT LINK TO SEE IF IT HAS BEEN UPDATED BY CHECKING THE TIMESTAMP: ***VERSION 1, UPDATED ON 02/16 AT 1:25 PM PST***

TABLE OF CONTENTS

All our posts on X, which often include bonus charts and trade setups, are available here.

Please follow us on Instagram: @intell_invest

STOCKMARKETS II

MARKET BREADTH II

CRYPTO CURRENCIES III

BTC III

BNB IV

CRYPTO TRADE ALERTS VI

TRADING IS BORING – JUST THESE RULES, MA'AM VII

BACKTESTED TRADING SYSTEM PERFORMANCES VIII

REFERAL PROGRAM IX

STOCKMARKETS

MARKET BREADTH **Outlook: Bullish.**

While price, especially on the SPX and NDX, has done nothing for the past three months, the NYAD made a new ATH on Friday. History shows that the indexes ALWAYS follow when that is the case, even after a multi-week correction. Thus, we must view this as BULLISH. Also, the SPXAD made a new ATH on Friday: BULLISH. Only the NDX A/D is lagging. NEUTRAL.

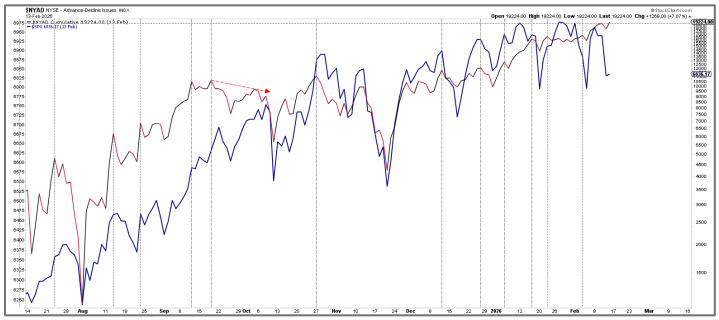

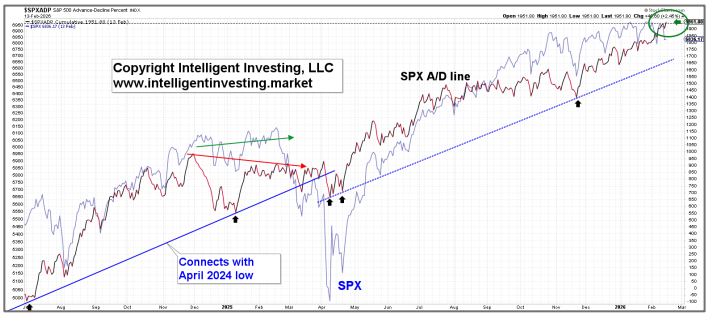

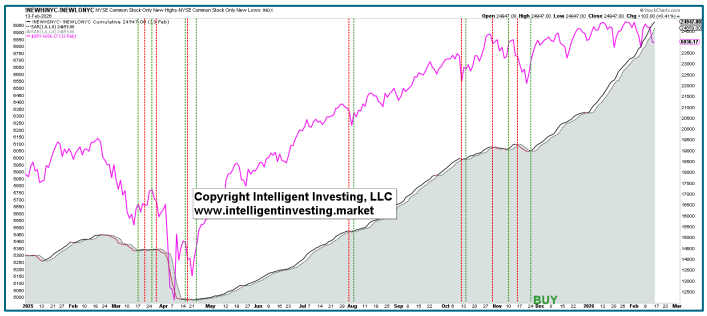

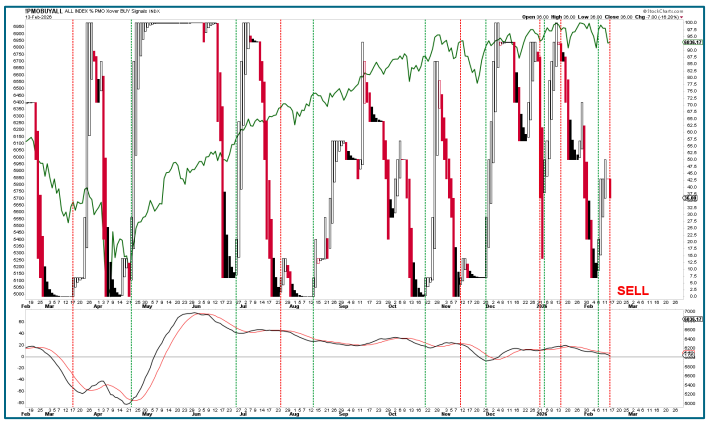

Meanwhile, believe it or not, the 52-week High-Low intermediate-term trend remains in an uptrend: BULLISH. So does the Summation Index for the SPX. Only the PMO indicator, a short-term trend indicator, gave a non-ideal SELL signal on Friday: BEARISH. That is, the PMO topped at 50 rather than 100.

Thus, in the short term, we may see more variability, but historically, the plethora of indicators tells us higher prices await, even if we see lower prices first, which are thus a buying/DCA opportunity!

CRYPTO CURRENCIES

BTC Outlook: Bullish. Invalidation: 60069. Support: 67500. Resistance: 72500. Target: >164K

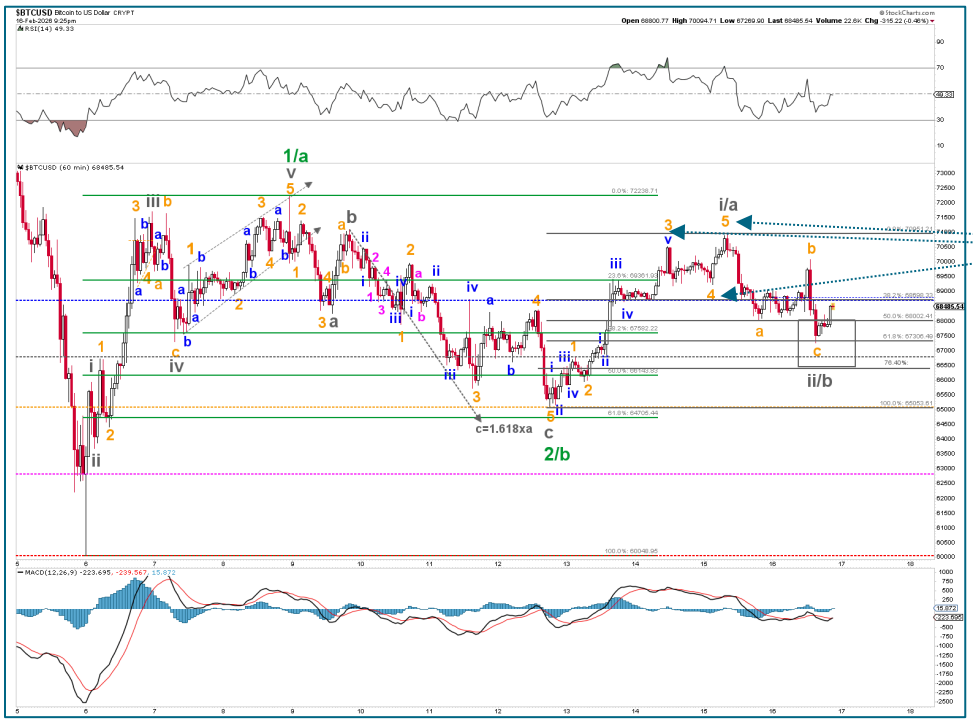

We've been tracking a potential* **1/a**, **2/b**, **i/a**, **ii/b** scenario for BTC's short-term price action (see Friday's update), and the latter has now filled in as well. Note we have barely moved the orange **W-3**, **4**, and **5** labels since!

**We say potential because it hasn't been proven yet!*

Meanwhile, we can count three (orange) waves lower to today's low, which is right at the classic 61.8% retracement level of **W-i/a**. Thus, although the **W-ii/b** can always become more complex, there are now enough waves in place to anticipate the **W-iii/c** to ideally $77,000, contingent on BTC holding above its warning levels, set at **68755**, **66708**, **65084**, **62811**, and **60069**.

Lastly, we do want to see **five green waves** to confirm the new Bull has started. Until then, this can still be (**three-waves**) bounce!

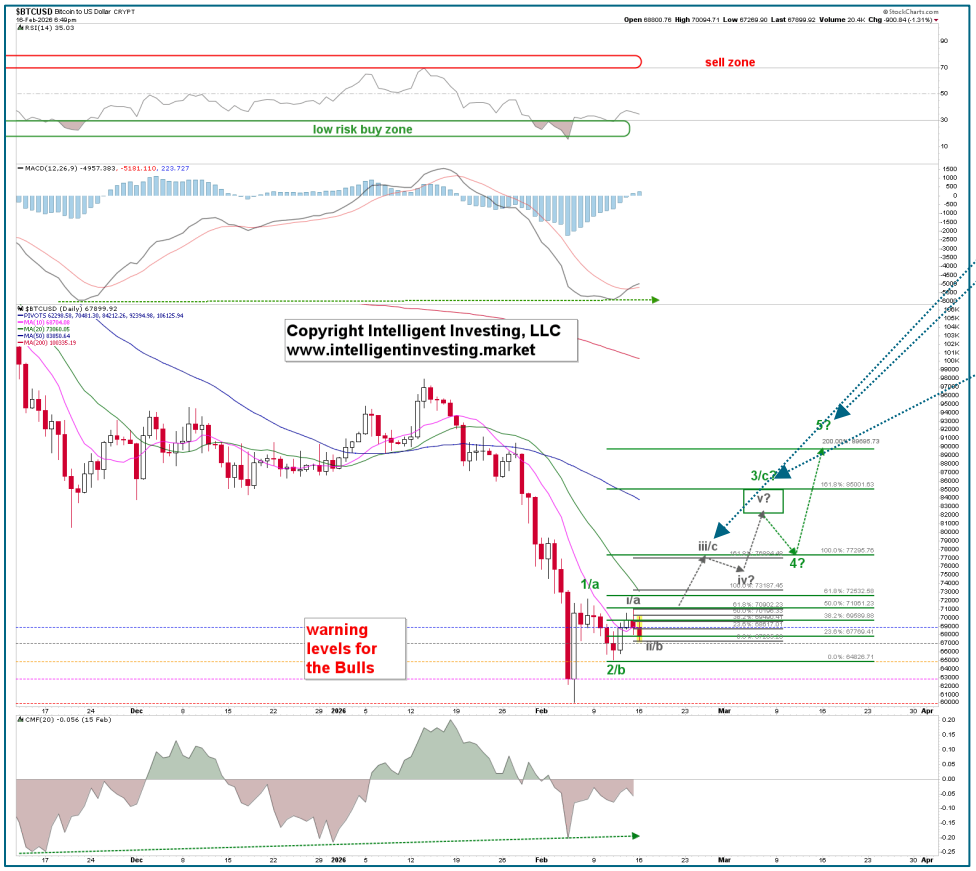

BNB Outlook: Bullish. Invalidation: 515. Support: 600. Resistance: 820. Target: 1500

The daily chart suggests we need to see one more **4-5** sequence before considering the black **W-4** complete. Note that we have upgraded the wave count from red **W-iv** to black **W-4** because the price of BNB overlaps with what was initially counted as red **W-i**. See the 1st and 2nd charts on the next page, respectively. Additionally, the 3rd (orange) warning level has been breached, indicating that the original scenario has only a 25% chance remaining. Therefore, it is not very likely.

This means that BNB is most likely in an ending diagonal (ED) **W-V**, with **W-4** about to conclude and **W-5** pending. This would match our POV on Bitcoin. Note that the **W-3** surpassed the ideal Fib extension by only 15 pips (1.1%), demonstrating the accuracy of these levels. Now, BNB must stay above the black **W-2** low at 515 to keep the ED in effect. If it does not, we will have to adjust again, but we haven't figured out what that would be yet.

However, please note that the monthly RSI5 has now reached oversold levels (<30), which historically marked low-risk/high-reward bottoms. Meanwhile, there was no negative divergence between the lower top in 2024 and the top in 2025, strongly suggesting we should see a higher top in the future. In other words, the technical indicators confirmed the higher high in 2025.

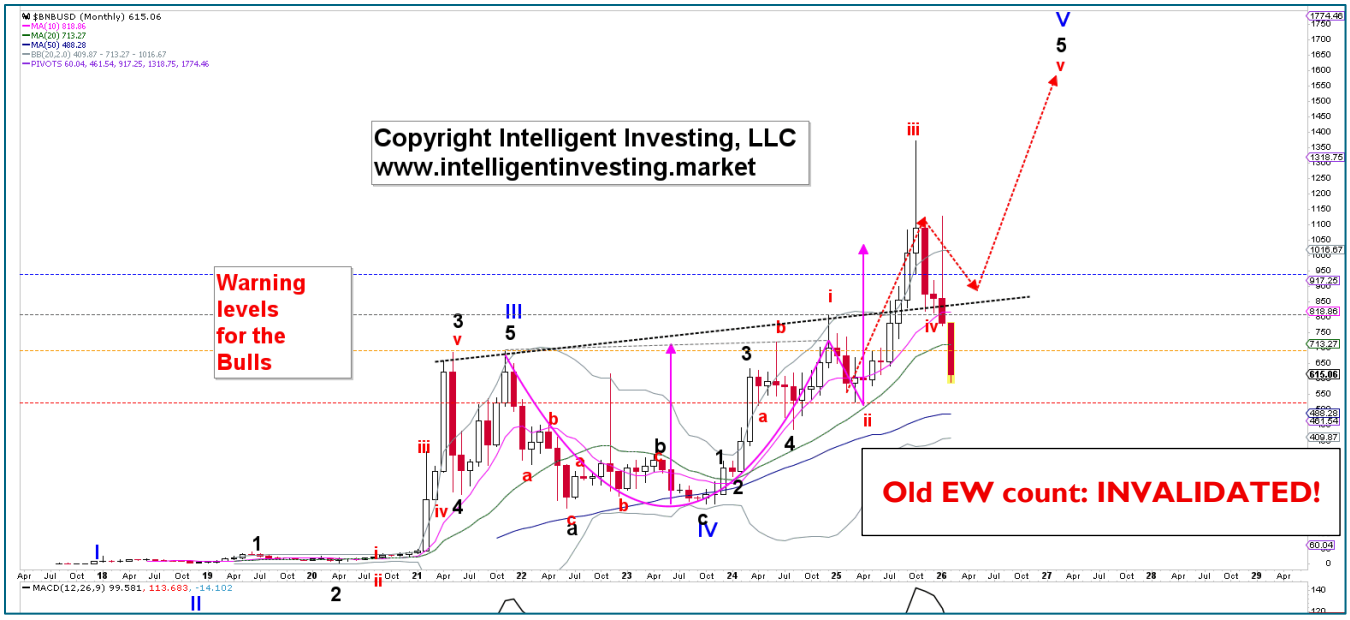
$BNBUSD (Monthly) 615.06
Copyright Intelligent Investing, LLC
www.intelligentinvesting.market
Warning levels for the Bulls
Old EW count: INVALIDATED!

$BNBUSD BinanceCoin to US Dollar CRYPT
low risk buy zone
$BNBUSD (Monthly) 623.79
NEW EW count: ENDING DIAGONAL!
1372
Copyright Intelligent Investing, LLC
www.intelligentinvesting.market
Warning levels for the Bulls

CRYPTOS TRADE ALERTS *

This is a working document because cryptocurrencies trade 24/7, 365 days a year. Check back daily around 4:30 pm PST to see if any signals have been generated. We also aim to provide timely daily updates on weekends, but personal circumstances may prevent this. We appreciate your patience and understanding.

- Short-term System (EoD): Hold time is days to weeks. The trading signal is generated at EoD.
- Intermediate-term System (EoW): Hold time is weeks to months. The trading signal is generated at EoW.
- Long-term System (EoM): Hold time is months to years. The trading signal is generated at EoM.

Green = BUY or SELL, Purple = Open Position (HOLD), Yellow = prior action . BUY or SELL), White = Stay in cash

BinanceCoin (BNB)*

- **Short-term On 02/16** Stay in cash and wait for a new signal.
- **Intermediate-term System On 02/15** Stay in cash and wait for a new buy signal.

Bitcoin (BTC)*

- **Short-term On 02/16:** Stay in cash and wait for a new signal.
- **Intermediate-term System On 02/15** Stay in cash and wait for a new buy signal.

ChainLink (LINK)*

- Short-term On 02/16: HOLD the position bought 02/14. Signal was given at $9.09. DOWN 3.2%
- **Intermediate-term System On 02/15:** Stay in cash and wait for a new buy signal.

Ethereum (ETH)*

- **Short-term On 02/16:** Stay in cash and wait for a new signal.
- **Intermediate-term System On 02/15** Stay in cash and wait for a new buy signal.

Solana (SOL)*

- **Short-term On 02/16:** Stay in cash and wait for a new signal.
- **Intermediate-term System On 02/15:** Stay in cash and wait for a new buy signal.

TRON (TRX)*

- Short-term On 02/16: HOLD the position bought 02/14. Buy signal was given at $0.2825. UP 0.7%
- **Intermediate-term System On 02/15** Stay in cash and wait for a new buy signal.

TRADING IS BORING – JUST THE RULES, MA'AM*

- Short-term results are (more) random than intermediate- to long-term. Focus accordingly.
- An "edge" appears only through repetition.
- Thus, a trader's job is not to win, but to relentlessly repeat the same actions.
- Therefore, a trader doesn't wait for opportunities driven by the urge and desire to trade.
- Your responsibility is to follow the rules, and nothing more.
    - Thus, you act only because
        - "*The opportunity has arrived*,"
        - "*It's the rule,*"
        - "*There is no choice but to act*."
- You don't have the authority to decide "*whether or not to follow that rule*."
- Avoid setting a daily profit target.
    - It is irrelevant to you and beyond your control.
- If you are going to reflect, focus on failing to follow the rules. That will teach you!
- A trading system with a 50-50 win/loss ratio (WLR) and a 2-1 win/loss percentage (%, WLP) is still more effective than one with a 90-10 (WLR) and a 1-5 (WLP).
    - It's not about how many trades you win.
    - It's about cutting losers and allowing winners to run.

Did you make a "good trade" today? Well, kudos to you, but if you only looked at the trade's profit to decide whether it was good, you did it all wrong. Specifically, your P/L is unrelated to that assessment. A profit gained by breaking your rules is the worst trade because it creates a false sense of success in your mind. Conversely, a loss that occurs while perfectly following your rules is a valuable learning experience that helps build a long-term edge.

Unless you can accept this, you haven't truly started trading.

Lastly, the 1st rule in trading is to always minimize your losses! Profits are secondary… Know the difference.

**adapted from "Yumi ✿, @samuraipips358"*

**NOT TRADING ADVICE

*BACKTESTED TRADING SYSTEM PERFORMANCES

Our new trading systems work best by applying the compounding principle, which involves reinvesting some or all of your profits in the next trade. The more you compound, the better the returns will be. Please review the tables below.

Do not trade positions bought without the system's signals using the system's trading signals. Additionally, please refrain from entering a position when the trade is already in progress; wait for a new trading signal.

These systems operate entirely independently of our analyses. Do not try to combine or correlate them. They track prices and trends based on several parameters, triggering buy, sell, or hold signals via if/then conditions. Sometimes our analysis is correct while the system is wrong, or vice versa. Or both can be right or wrong. Therefore, these systems complement our analyses and represent the ultimate trading experience: simply execute the signal. Refer to the previous page for what trading really is: a mindless, boring process of execution. Nothing more, nothing less.

The code for these trading systems is available for purchase. Please contact us for pricing details. It is written in Pine Script and can be directly integrated into TradingView, Alpaca, or Interactive Brokers (IBKR), allowing it to manage all your trading needs. Any AI, such as GROK or ChatGPT, can quickly translate code into another language if necessary.

Year: 2025		SYSTEM				
Index	Short-term	Intermediate-term	Long-term*	Buy-n-Hold (2025	Long-term**	Buy-n-Hold (2023-25)
SPX	8.5%	16.3%	15.8%	16.4%	43.5%	77.6%
NDX	10.5%	19.4%	18.3%	20.2%	69.1%	128.6%
DOW	4.5%	14.9%	9.0%	13.0%	27.2%	45.1%
SOX	20.9%	64.7%	27.7%	42.2%	85.8%	175.4%
* Only one trade (long entry) was executed in 2025						
**Backtesting from 01-01-2023, as the first long trade closed in March 2025 but was entered in 2023						

Year: 2025		SYSTEM		
STOCK	Short-term	Intermediate-term	Long-term*	Buy-n-Hold (2025)
AAPL	-11.4%	1.8%	18.0%	9.1%
AMZN	-1.5%	-8.7%	46.2%	5.2%
GOOGL	37.4%	89.6%	91.2%	66.0%
META	16.7%	17.6%	119.0%	13.1%
MSFT	9.1%	13.0%	26.2%	15.6%
NFLX	12.9%	11.1%	116.2%	5.3%
NVDA	14.1%	51.5%	157.6%	38.9%
TSLA	18.1%	26.4%	100.9%	11.4%

Year: From Inception		SYSTEM		
Index	Short-term	Intermediate-term	Long-term	Buy-n-Hold
SPX	278587.0%	211376.0%	319189.0%	154122.2%
NDX	1484.0%	6417.0%	11477.0%	20375.2%
DOW	2233433.0%	202999.0%	90204.0%	117126.8%
SOX	6265.0%	5739.4%	16174.8%	3226.1%

**Past performance is no guarantee of future results. The trading systems' signals are derived from data believed to be accurate, but such accuracy or completeness cannot be guaranteed. It should not be assumed that such signals, past or future, will be profitable, equal past performance, or ensure future performance or trends, primarily since a human writes these emails and may contain errors and omissions. LAST GENERATED 02/13/2026.*

REFERAL PROGRAM

For every person you refer who signs up for our top-tier newsletter and pays the trial fee of $49.99, you earn a 50% discount on your next monthly payment, worth up to $49.99. Invite family, friends, colleagues, neighbors, or anyone interested in the financial markets and eager to stay ahead. If you refer two people each month, your discount covers 100% of your next payment. And if you refer more than two, you can start earning money!

After signing up, all referrals must send us an email that includes your name and email address so that we can verify this information against our records.

Spread the word!

THIS COPYRIGHTED MATERIAL IS INTENDED SOLELY FOR USE BY DESIGNATED RECIPIENTS. NO REPRODUCTION, RETRANSMISSION, OR OTHER USE OF THE INFORMATION OR IMAGES IS AUTHORIZED. LEGITIMATE NEWS MEDIA MAY QUOTE REPRESENTATIVE PASSAGES TO REPORT ON MY OPINIONS IN CONTEXT AND WITH FULL ATTRIBUTION. THE ANALYSIS IS DERIVED FROM DATA BELIEVED TO BE ACCURATE, BUT THE ACCURACY OR COMPLETENESS OF THAT DATA CANNOT BE GUARANTEED. IT SHOULD NOT BE ASSUMED THAT OUR ANALYSIS, PAST OR FUTURE, WILL BE PROFITABLE, EQUAL PAST PERFORMANCE, OR GUARANTEE FUTURE PERFORMANCE OR TRENDS. ALL TRADING AND INVESTMENT DECISIONS ARE THE SOLE RESPONSIBILITY OF THE READER. INCLUDING INFORMATION ABOUT MANAGED ACCOUNTS, PROGRAM POSITIONS, AND OTHER INFORMATION IS NOT INTENDED TO BE A RECOMMENDATION OR SOLICITATION. FOR MORE INFORMATION, CONTACT INTELLIGENT INVESTING, LCC AT INFO@INTELLIGENTINVESTING.MARKET. WE RESERVE THE RIGHT TO REFUSE SERVICE TO ANYONE FOR ANY REASON.