

INTELLIGENT INVESTING

DAILY NEWSLETTER

STOCK MARKETS, CRYPTOS, GOLD, MINERS & OIL
ETF, CRYPTO & MAGNIFICENT 7+ TRADE ALERTS



BY DR. ARNOUT TER SCHURE & ASSOCIATES, 01/07/2026

THIS IS A WORKING DOCUMENT. ONCE THE LINK HAS BEEN EMAILED OUT, YOU CAN CHECK BACK AT ANY TIME USING THAT LINK TO SEE IF IT HAS BEEN UPDATED BY CHECKING THE TIMESTAMP: **VERSION 2, LAST UPDATED ON 01/07 AT 4:30 PM PST**

TABLE OF CONTENTS

All our posts on X, which often include bonus charts and trade setups, are available [here](#).

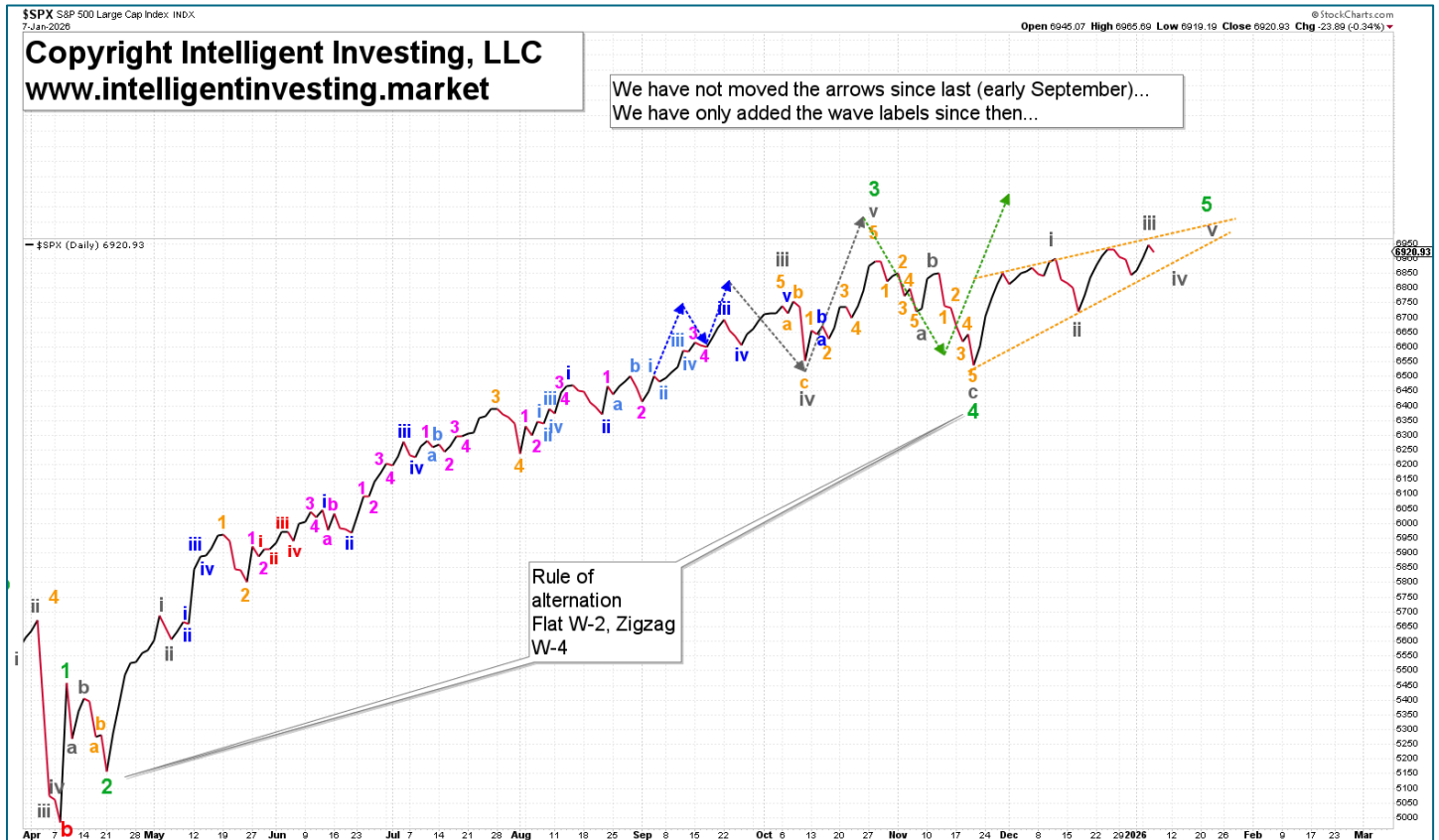
Please follow us on Instagram: [@intell_invest](#)

STOCKMARKETS	II
SP500	II
NDX	III
SOX	IV
DOW	V
 CRYPTO CURRENCIES	 VI
BTC	VI
 GOLD, MINERS & OIL	 VII
GLD	VII
GDXJ	VIII
 ETF TRADE ALERTS	 IX
MAGNIFICENT 7+ TRADE ALERTS	X
CRYPTO TRADE ALERTS	XI
 TRADING IS BORING – JUST THESE RULES, MA’AM	 XII
BACKTESTED TRADING SYSTEM PERFORMANCES	XIII
REFERAL PROGRAM	XIV

STOCKMARKETS

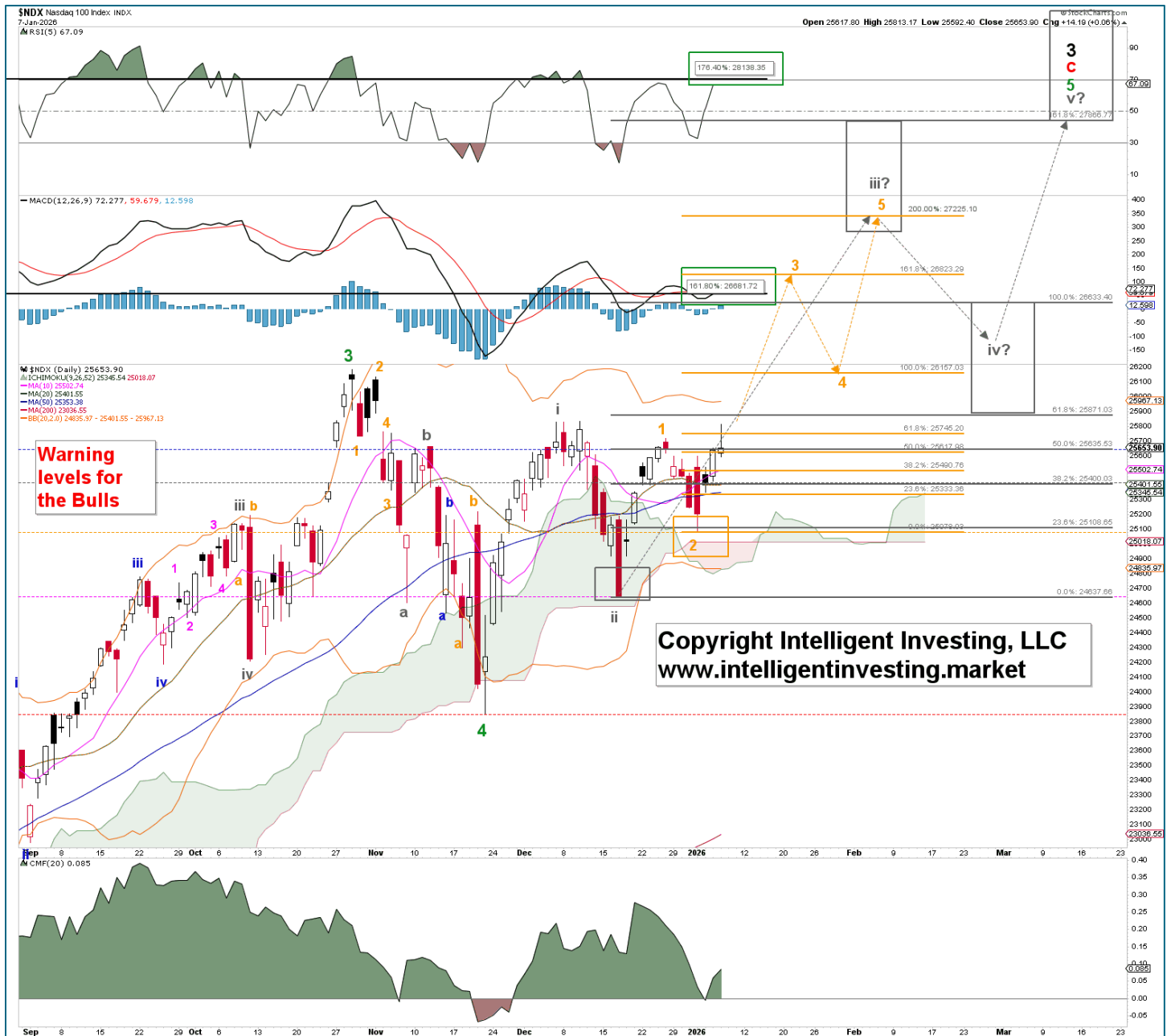
SP500 Outlook: Bullish. Invalidation: 6720. Support: 6820. Resistance: 7050. Target: 6980-7000.

As the index has moved higher, we warned that an Ending Diagonal may be forming. While the warning levels for the Bulls remain at **6904**, **6878**, **6844**, **6824**, and **6720**, we wanted to show what such a diagonal, barring any extensions, would look like using our trusted line chart. Note that the index has followed the dotted arrows, in place for about 5 months now. Besides, such a path shows that we can't account for every daily scribble, but that we can account for the general path. Focus is always on that.



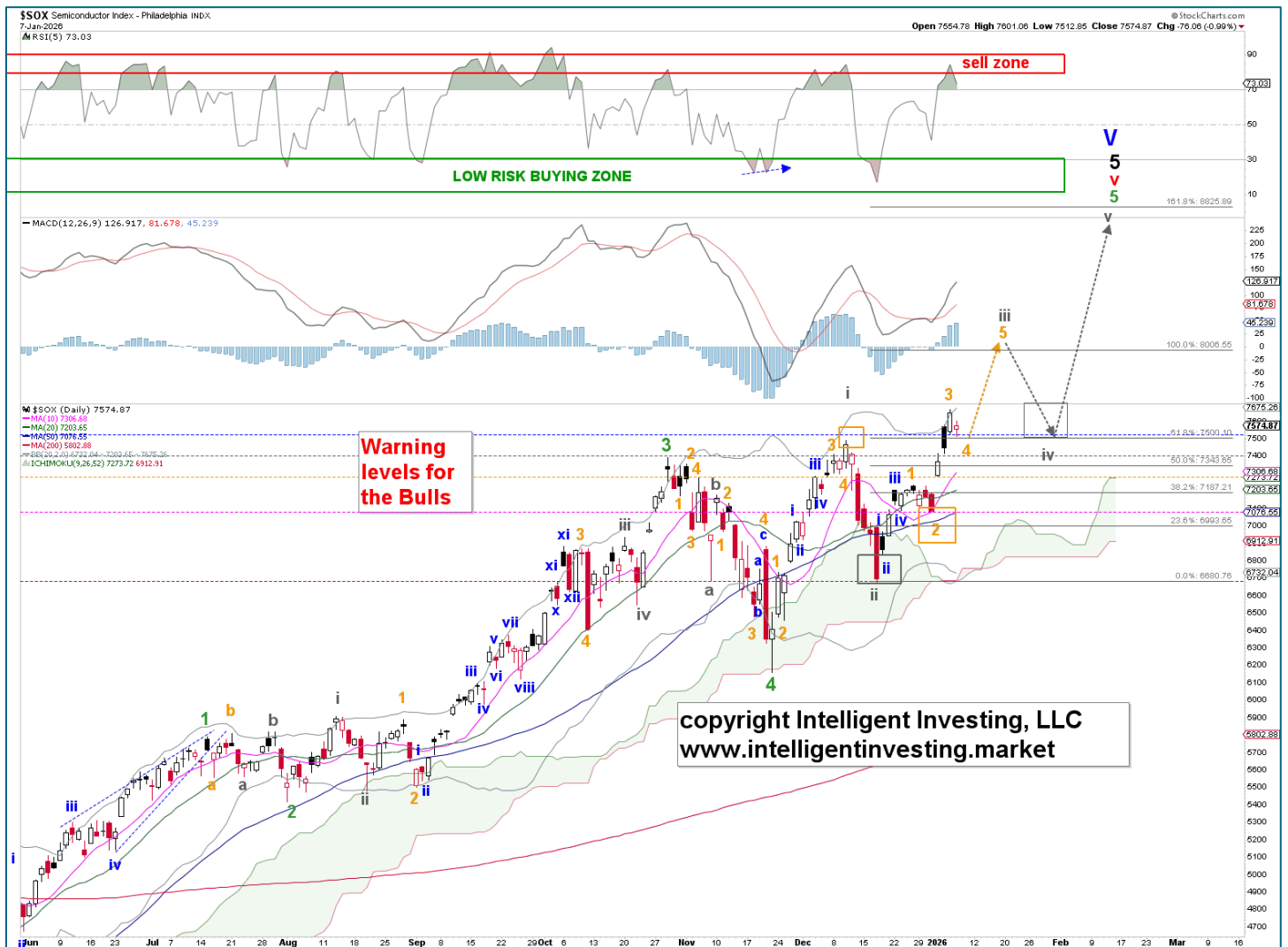
NDX Outlook: Bullish. Invalidation: 24648. Support: 25350. Resistance: 25830. Target: 26680-28140.

See our article from today: <https://www.investing.com/analysis/nasdaq-100-holds-its-bull-path-as-elliott-waves-target-one-more-upswing-200672865>



SOX Outlook: Bullish. Invalidation: 6680. Support: 7100. Resistance: 8000. Target: 8250+/-250

As the index has moved higher, we warned that an Ending Diagonal may be forming, resulting in an overlapping rally to the lower end of the target zone (~8250), with even a pullback to ~7200 totally being OK. While the warning levels for the Bulls remain at **7521**, **7415**, **7286**, **7082**, and **6680**, we wanted to show what such a diagonal, barring any extensions, could look like.



DOW Outlook: Bullish. Invalidation: 45728. Support: 48500. Resistance: 50030. Target: 49250-54000

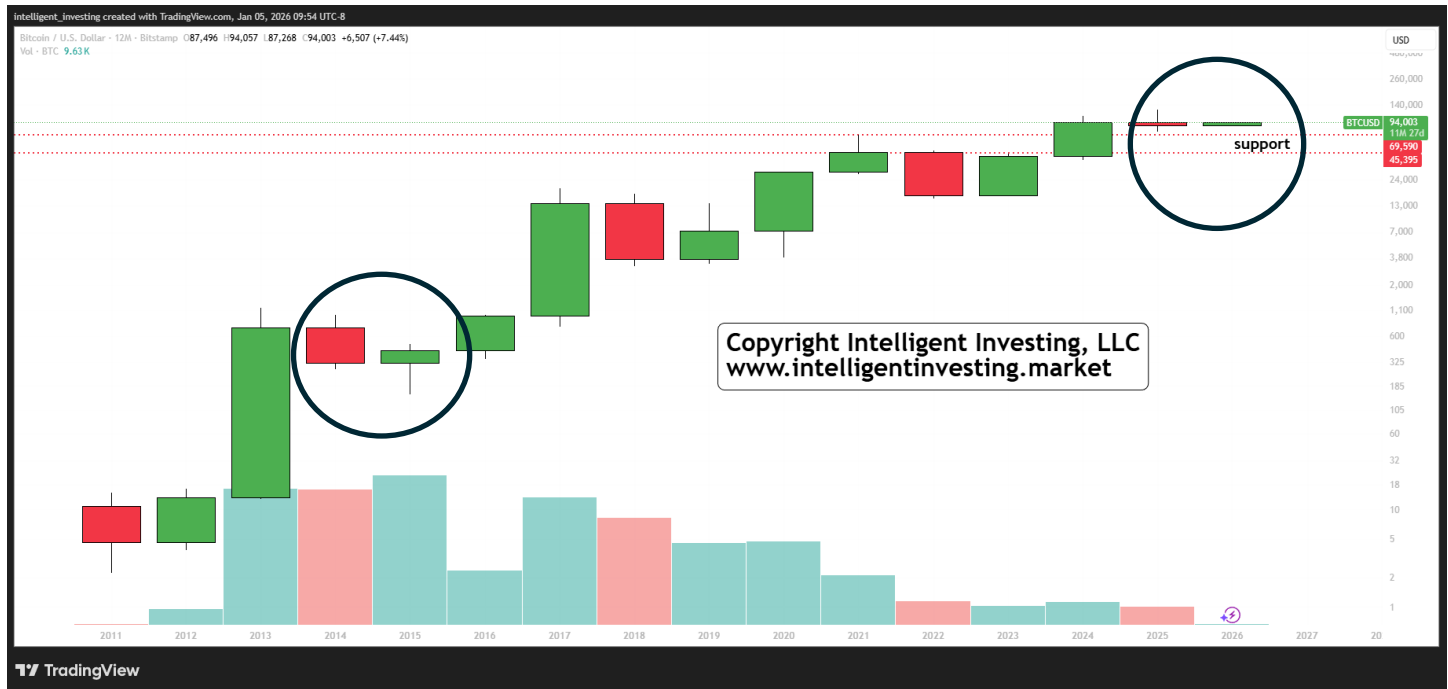
W-vii may have topped today, but there's no overall change in *"the ideal target remains at \$49250-49750, with the possibility of \$ 52-54K."* Thus, the Bulls' warning levels remain at **48923**, **48449**, **47853**, **47462**, **47049**.



CRYPTO CURRENCIES

BTC Outlook: Bearish. Invalidation: 103552. Support: 87+-1K Resistance: 94500. Target: ~72K

As you know, at this stage, and as in 2015, see below, we can't rule out a lower low near the upper end of long-term support (\$69-73K) this year before Bitcoin really takes off.



How can we resolve that lower low? By playing devil's advocate, as today, a complex flat **W-iv** may have topped. See on the left.

Yes, we still cannot entirely rule out an intermediate-term bearish resolution before the next Bull kicks in.

If this is the case, with confirmation below 84K, we'll look for 72-75K as the next rally's starting point.

GOLD, MINERS & OIL

GLD Outlook: Bullish. Invalidation: 368.52. Support: 396. Resistance: 415. Target: 434+

Our primary expectation remains that the **W-v** is underway, contingent on GLD holding above the Bulls' warning levels shown on the daily chart at **414.75**, **408.83**, **396.25**, **384.01**, and **368.52**. Note that the trend remains 100% bullish in the short term, as price is above the 10d, 20d, 50d, and 200d SMAs, which are bullishly stacked, and all are above the Ichimoku cloud. But potential negative divergence in the daily RSI5 and MACD is now building, which can help forecast the completion of the **W-v**.



GDXJ Outlook: Bullish. Invalidation: 102. Support: 115.25. Resistance: 122. Target: 126-129

GDXJ should still be in its 9th wave, ideally to 126-129, contingent on holding the critical warning levels (3rd and 4th) at: **118.11**, **115.39**, **110.04**, and **102.04**.



ETF TRADE ALERTS*

- Short-term System (EoD): Hold time is days to weeks. The trading signal is generated at the EoD.
- Intermediate-term System (EoW): Hold time is weeks to months. The trading signal is generated at the EoW.
- Long-term System (EoM): Hold time is months to years. The trading signal is generated at the EoM.

Green = BUY or SELL, Purple = Open Position (HOLD), Yellow = prior action . BUY or SELL, White = Stay in cash

DOW JONES* (DIA, other ETFs are DDM, UDOW)

- Short-term On 01/07: HOLD the position bought 01/05. The buy signal was given at 48977.18. UP 0.1%
- Intermediate-term On 01/02: HOLD the position bought 05/02. BUY signal given at \$41249. UP 17.3%(!)

NDX* (QQQ, other ETFs are QLD, TQQQ)

- Short-term On 01/07: HOLD the position bought 01/06. The buy signal was given at 25639.71. UP 0.1%
- Intermediate-term On 01/02: HOLD the position bought 12/31. Buy Signal was given at 25434.89. DOWN 0.9%.

S&P500* (SPY, other ETFs are SSO, SPXL)

- Short-term On 01/07: HOLD the position bought 01/05. The buy signal was given at 6902.05. UP 0.3%
- Intermediate-term On 01/02: HOLD the position bought 12/31. Buy Signal was given at 6849.09. UP 0.1%.

SEMI-CONDUCTORS* (SOXX, other ETFs are USD, SOXL).

- Short-term On 01/07: HOLD the position bought 01/02. The Buy signal was given at 7367.47. UP 2.8%
- Intermediate-term On 01/02: HOLD the long position bought 05/09 . BUY signal was given at \$4466.50. UP 65.0% (!)

S&P600 Small Cap* (IWM, other ETFs are UWM, TNA).

- Short-term On 01/07: HOLD the position bought 01/06. The buy signal was given at 1523.02. DOWN 0.8%
- Intermediate-term On 01/02: HOLD the position bought 12/31. Buy Signal was given at 1471.61. UP 0.6%

Bitcoin* (IBIT)

- Short-term On 01/07: HOLD the position bought 01/02. The Buy signal was given at 50.94. UP 1.2%
- Intermediate-term On 01/02: Stay in cash and wait for a new buy signal.

Ethereum* (ETHE)

- Short-term On 01/07: HOLD the position bought 12/31. The buy signal was given at 24.37. UP 5.1%
- Intermediate-term On 01/02: Stay in cash and wait for a new buy signal.

MAGNIFICENT 7+ TRADE ALERTS*

- Short-term System (EoD): Hold time is days to weeks. The trading signal is generated at EoD.
- Intermediate-term System (EoW): Hold time is weeks to months. The trading signal is generated at EoW.
- Long-term System (EoM): Hold time is months to years. The trading signal is generated at EoM.

Green = BUY or SELL, Purple = Open Position (HOLD), Yellow = prior action . BUY or SELL, White = Stay in cash

AAPL*

- Short-term On 01/07: Stay in cash and wait for a new signal.
- Intermediate-term On 01/02: HOLD the position bought on 07/03. BUY signal was given at \$213.85. UP 27.3% (!)

AMZN*

- Short-term On 01/07: HOLD the position bought 01/05. The buy signal was given at 233.06. UP 3.7%
- Intermediate-term on 01/02: SELL the position bought 11/26. The Buy signal was given at 232.52. DOWN 2.6%

GOOG*

- Short-term On 01/07: HOLD the position bought 12/23. Signal given at 315.68. UP 2.1%
- Intermediate-term On 01/02: HOLD the position bought 05/16. Buy signal was given at \$167.43. UP 88.6% (!)

META*

- Short-term On 01/07: Stay in cash and wait for a new signal.
- Intermediate-term on 01/02: HOLD the position bought 11/26. The Buy signal was given at 633.80. Down 1.4%.

MSFT*

- Short-term On 01/07: Stay in cash and wait for a new signal.
- Intermediate-term on 01/02: Stay in cash and wait for a new buy signal.

NFLX*

- Short-term On 01/07: Stay in cash and wait for a new signal.
- Intermediate-term on 01/02: Stay in cash and wait for a new buy signal.

NVDA*

- Short-term On 01/07: HOLD the position bought 12/22. The Buy signal was given at 183.69. UP 3.0%.
- Intermediate-term on 01/02: HOLD the position bought 12/26. The Buy signal was given at 190.66. DOWN 0.9%.

TSLA*

- Short-term On 01/07: Stay in cash and wait for a new signal.
- Intermediate-term On 01/02: HOLD the position bought 12/31. The Buy Signal was given at 428.89. UP 1.8%.

CRYPTOS TRADE ALERTS *

This is a working document since cryptocurrencies trade 24/7, 365 days a year. Check back daily around 4:30 pm PST to see if any signals have been generated. We also try to provide timely daily updates on weekends, but due to personal circumstances, that may not always be possible. We appreciate your patience and understanding.

- Short-term System (EoD): Hold time is days to weeks. The trading signal is generated at EoD.
- Intermediate-term System (EoW): Hold time is weeks to months. The trading signal is generated at EoW.
- Long-term System (EoM): Hold time is months to years. The trading signal is generated at EoM.

Green = BUY or SELL, Purple = Open Position (HOLD), Yellow = prior action . BUY or SELL, White = Stay in cash

BinanceCoin (BNB)*

- Short-term On 01/07: HOLD the position bought 12/29. The buy signal was given at \$852.20. UP 5.4%
- Intermediate-term System On 01/04: Stay in cash and wait for a new buy signal.

Bitcoin (BTC)*

- Short-term On 01/07: HOLD the position bought 01/01. The Buy Signal was given at 88742.68. UP 2.9%.
- Intermediate-term System On 01/04: Stay in cash and wait for a new buy signal.

ChainLink (LINK)*

- Short-term On 01/07: HOLD the position bought 01/01. The Buy signal was given at 12.59. UP 6.8%.
- Intermediate-term System On 12/21: Stay in cash and wait for a new buy signal.

Ethereum (ETH)*

- Short-term On 01/07: HOLD the position bought 12/31. Signal given at 3000.71. UP 6.8%.
- Intermediate-term System On 01/04: Stay in cash and wait for a new buy signal.

Solana (SOL)*

- Short-term On 01/07: HOLD the position bought 01/01. The Buy signal was given at 126.74. UP 7.4%.
- Intermediate-term System On 01/04: Stay in cash and wait for a new buy signal.

TRON (TRX)*

- Short-term On 01/07: HOLD the position bought 12/29. The Buy signal given at 0.2837. UP 4.6%
- Intermediate-term System On 01/04: Stay in cash and wait for a new buy signal.

TRADING IS BORING – JUST THE RULES, MA'AM*

- Short-term results are (more) random than intermediate- to long-term. Focus accordingly.
- An "edge" appears only through repetition.
- Thus, a trader's job is not to win, but to relentlessly repeat the same actions.
- Therefore, a trader doesn't wait for opportunities driven by the urge and desire to trade.
- Your responsibility is to follow the rules, and nothing more.
 - Thus, you act only because
 - *"The opportunity has arrived,"*
 - *"It's the rule,"*
 - *"There is no choice but to act."*
- You don't have the authority to decide *"whether or not to follow that rule."*
- Avoid setting a daily profit target.
 - It is irrelevant to you and beyond your control.
- If you are going to reflect, focus on failing to follow the rules. That will teach you!
- A trading system with a 50-50 win/loss ratio (WLR) and a 2-1 win/loss percentage (% WLP) is still more effective than one with a 90-10 (WLR) and a 1-5 (WLP).
 - It's not about how many trades you win.
 - It's about cutting losers and allowing winners to run.

Did you make a “good trade” today? Well, kudos to you, but if you only looked at the trade's profit to decide whether it was good, you did it all wrong. Specifically, your P/L has nothing to do with that assessment. A profit gained by breaking your rules is the worst trade because it creates a false sense of success in your mind. Conversely, a loss that occurs while perfectly following your rules is a valuable learning experience that helps build a long-term edge.

Unless you can accept this, you haven't truly started trading.

Lastly, the 1st rule in trading is to always minimize your losses! Profits are secondary... Know the difference.

*adapted from “Yumi 🌸, @samuraipips358”

**NOT TRADING ADVICE

*BACKTESTED TRADING SYSTEM PERFORMANCES

Our new trading systems work best by applying the compounding principle, which involves reinvesting some or all of your profits in the next trade. The more you compound, the better the returns will be. Please review the table below. All the data for each ETF, CRYPTO, and almost every MAG7+ STOCK is also available [here](#).

Please do not trade positions bought without the system's signals using the system's trading signals. Additionally, please refrain from entering a position when the trade is already in progress; wait for a new trading signal.

These systems operate entirely independently of our analyses. Do not try to combine or correlate them. They track prices and their trends based on several parameters that trigger buy, sell, or hold signals through if/then conditions. Sometimes our analysis is correct while the system is wrong, or vice versa. Or both can be right or wrong. Therefore, these systems complement our analyses and represent the ultimate trading experience: simply execute the signal. Refer to the previous page for what trading really is: a mindless, boring process of execution. Nothing more, nothing less.

The code for these trading systems is available for purchase. Please contact us for pricing details. It is written in Pine Script and can be directly integrated into TradingView, Alpaca, or Interactive Brokers (IBKR), allowing it to manage all your trading needs. Any AI, such as GROK or ChatGPT, can quickly modify the code to another language if necessary.

LONG-ONLY TRADING SYSTEM RETURNS FOR THE INDEXES*					
Time frame	Percentage (%) of equity		Total Trades	Average Gain	Average Loss
	100	50			
S&P500 (SPX)*					
Short-term (Daily)	3081.2%	518.0%	977	2.9%	-1.2%
Intermediate-term (Weekly)	2625.9%	500.2%	205	8.5%	-2.4%
Long-term (Monthly)	6651.3%	910.9%	34	25.2%	-6.0%
NASDAQ100 (NDX)**					
Short-term (Daily)	1451.8%	356.0%	631	4.5%	-1.9%
Intermediate-term (Weekly)	5873.7%	836.3%	111	12.0%	-4.4%
Long-term (Monthly)	11176.2%	1912.2%	22	79.5%	-8.3%
DOW JONES INDUSTRIAL AVERAGE (INDU)***					
Short-term (Daily)	2131926.1%	19362.6%	1812	3.5%	-1.3%
Intermediate-term (Weekly)	202979.1%	6350.4%	377	9.7%	-2.5%
Long-term (Monthly)	90192.3%	4536.4%	81	26.3%	-5.8%
*Since Inception (March 1957)	**Since Inception (January 1985)		***Since Inception (May 1896)		
*BACKTESTING PERFORMED ON DATA SINCE INCEPTION AND ENDING 09/08/2025					

LONG-ONLY TRADING SYSTEM RETURNS FOR BITCOIN AND ETHEREUM UNTIL 09/08/2025			
Time frame (Resolution)	Percentage (%) of equity		Total Trades
	100	50	
Bitcoin (BTC)*			
Short-term (Daily)	1374256%	47330%	280
Intermediate-term (Weekly)	4051319%	121198%	37
Long-term (Monthly)	508225%	110685%	5
Ethereum (ETH)**			
Short-term (Daily)	272699%	20817%	214
Intermediate-term (Weekly)	214829%	31358%	31
Long-term (Monthly)	10317%	7631%	10
*Since data available (August 2011) via BITSTAMP		**Since data available (August 2015)	

LONG-ONLY TRADING SYSTEM RETURNS FOR THE MAG 7+ STOCKS*					
Time frame	Percentage (%) of equity		Total Trades	Average Gain	Average Loss
	100	50			
AAPL					
Short-term (Daily)	120987.2%	6474.3%	634	11.9%	-3.9%
Intermediate-term (Weekly)	390714.6%	14255.1%	125	31.7%	-7.2%
Long-term (Monthly)	46168.8%	7215.0%	27	141.8%	-16.1%
AMZN					
Short-term (Daily)	51553.6%	3923.3%	421	10.9%	-3.5%
Intermediate-term (Weekly)	58010.7%	5790.1%	84	45.9%	-6.5%
Long-term (Monthly)	70969.1%	8815.8%	18	229.4%	-11.3%
GOOG					
Short-term (Daily)	190.7%	131.8%	196	4.2%	-2.1%
Intermediate-term (Weekly)	1222.9%	588.0%	33	13.4%	-5.5%
Long-term (Monthly)	2849.6%	1149.1%	7	63.3%	-3.7%
META					
Short-term (Daily)	313.9%	136.4%	206	8.3%	-2.9%
Intermediate-term (Weekly)	1899.2%	446.9%	35	25.8%	-4.0%
Long-term (Monthly)	413.4%	172.1%	7	72.1%	-6.5%
MSFT					
Short-term (Daily)	2765.1%	608.2%	618	6.8%	-2.6%
Intermediate-term (Weekly)	6334.6%	1189.0%	128	23.5%	-5.7%
Long-term (Monthly)	46875.7%	9310.3%	23	388.5%	-7.8%
NFLX					
Short-term (Daily)	7997.8%	1295.8%	339	10.9%	-4.1%
Intermediate-term (Weekly)	28749.7%	3148.2%	71	37.3%	-9.2%
Long-term (Monthly)	13843.3%	2104.9%	11	130.9%	-9.6%
NVDA					
Short-term (Daily)	78562.3%	4850.2%	382	13.9%	-4.9%
Intermediate-term (Weekly)	62424.6%	5799.7%	86	47.5%	-9.5%
Long-term (Monthly)	66755.2%	8925.3%	15	195.1%	-18.8%
TSLA					
Short-term (Daily)	4602.4%	1107.9%	223	19.1%	-4.4%
Intermediate-term (Weekly)	5341.8%	1381.9%	48	64.5%	-7.5%
Long-term (Monthly)	1943.5%	1177.2%	15	329.0%	-16.2%
*BACKTESTING PERFORMED ON DATA SINCE IPO AND ENDING 09/08/2025					

**Past performance is no guarantee of future results. The trading systems' signals are derived from data believed to be accurate, but such accuracy or completeness cannot be guaranteed. It should not be assumed that such signals, past or future, will be profitable, equal past performance, or ensure future performance or trends, primarily since a human writes these emails and may contain errors and omissions. LAST GENERATED 09/09/2025.*

REFERAL PROGRAM

For every person you refer who signs up for our top-tier newsletter and pays the trial fee of \$49.99, you earn a 50% discount on your next monthly payment, worth up to \$49.99. Invite family, friends, colleagues, neighbors, or anyone interested in the financial markets and eager to stay ahead. If you refer two people each month, your discount covers 100% of your next payment. And if you refer more than two, you can start earning money!

After signing up, all referrals must send us an email that includes your name and email address so that we can verify this information against our records.

Spread the word!

THIS COPYRIGHTED MATERIAL IS INTENDED SOLELY FOR USE BY DESIGNATED RECIPIENTS. NO REPRODUCTION, RETRANSMISSION, OR OTHER USE OF THE INFORMATION OR IMAGES IS AUTHORIZED. LEGITIMATE NEWS MEDIA MAY QUOTE REPRESENTATIVE PASSAGES TO REPORT ON MY OPINIONS IN CONTEXT AND WITH FULL ATTRIBUTION. THE ANALYSIS IS DERIVED FROM DATA BELIEVED TO BE ACCURATE, BUT THE ACCURACY OR COMPLETENESS OF THAT DATA CANNOT BE GUARANTEED. IT SHOULD NOT BE ASSUMED THAT OUR ANALYSIS, PAST OR FUTURE, WILL BE PROFITABLE, EQUAL PAST PERFORMANCE, OR GUARANTEE FUTURE PERFORMANCE OR TRENDS. ALL TRADING AND INVESTMENT DECISIONS ARE THE SOLE RESPONSIBILITY OF THE READER. INCLUDING INFORMATION ABOUT MANAGED ACCOUNTS, PROGRAM POSITIONS, AND OTHER INFORMATION IS NOT INTENDED TO BE A RECOMMENDATION OR SOLICITATION. FOR MORE INFORMATION, CONTACT INTELLIGENT INVESTING, LCC AT INFO@INTELLIGENTINVESTING.MARKET. WE RESERVE THE RIGHT TO REFUSE SERVICE TO ANYONE FOR ANY REASON.